

# RC 1:10 **B64D** TEAM KIT

#90015 RC10B64D Team Kit

1:10 Scale 4WD Electric Off Road  
Competition Buggy Kit



1:10 Scale 4WD Electric Off Road Competition Buggy Kit Manual & Catalog

# TEAM ASSOCIATED



Designed in California, USA

## :: Introduction

Thank you for purchasing this Team Associated product. This assembly manual contains instructions and tips for building and maintaining your new RC10 B64D.

Please take a moment to read through this manual to help familiarize yourself with these steps.

We are continually changing and improving our designs; therefore, actual parts may appear slightly different than in the illustrations.

New parts will be noted on supplementary sheets located in the appropriate parts bags.

Check each bag for these sheets before you start to build.

## :: KIT Features

It all started with a 1-2-3 sweep. In 2007, the RC10B44 swept the podium at the I.F.M.A.R. World Championships. Since then, Team Associated's first 1:10 scale 4WD buggy has held a dominant place at the front of the field. The B44 platform has gone on to win numerous National and International titles and added two more I.F.M.A.R. World Championships to its legacy in 2011 and 2013.

Speed, grip and durability. Designed to take advantage of today's faster-than-ever tracks, the RC10B64D Team Kit offers increased durability, all new suspension geometry, a wider tuning window, improved weight distribution, and easy maintenance. Excelling on dirt and clay surfaces, the B64D's adjustable axle height and roll centers result in a stable yet nimble platform. With a new and improved center differential, the B64D rewards the driver with maximum drive out of all four wheels.

Additional RC10B64D Team Kit Features:

- V2 12mm "Big Bore" threaded aluminum shocks with 3mm TiN coated shafts and low friction x-rings for improved smoothness
- Factory Team floating aluminum motor mount and aluminum/carbon servo mounts
- Refined arm mount geometry with quick and easy tuning
- Front and rear anti-roll bars keep chassis flat for increased corner speed
- Narrow, 7075 hard-anodized aluminum chassis with centralized mass. Easy access center gear differential
- Strengthened front and rear suspension with hard-anodized aluminum caster blocks and carbon fiber shock towers
- Team Associated clear body and screw-mounted wing by JConcepts™
- All-metric hardware throughout

## :: Other Helpful Items

- |   |  |
|---|--|
| • Silicone Shock Fluid (Refer to catalog for complete listings) | • Silicone Diff Fluid (Refer to catalog for complete listings) |
| • Body Scissors (AE Part # 1737)                                | • Reamer / Hole Punch  |
| • FT Hex Wrenches (AE Part # 1655)                              | • Needle Nose Pliers   |
| • Soldering Iron  | • Calipers or a Precision Ruler                                |
|   | • Wire Cutters   |
|   | • Thread Lock (AE Part #1596)                                  |
|   | • Hobby Knife  |
|   | • Green Slime shock lube (AE Part # 1105)                      |











**Associated Electrics, Inc.**  
26021 Commercentre Dr.  
Lake Forest, CA 92630





**Customer Service**  
Tel: 949.544.7500  
Fax: 949.544.7501

## :: Hardware - 1:1 Scale View






### Button Head (bhcs)

	<b>2x4mm (31510)</b> <b>Aluminum (8545)</b>
	<b>2.5x8mm (31521)</b>
	<b>3x6mm (31531)</b> <b>Aluminum (8550)</b> <b>Titanium (91580)</b>
	<b>3x8mm (31532)</b> <b>Aluminum (8552)</b> <b>Titanium (91581)</b>
	<b>3x10mm (25211)</b> <b>Aluminum (8554)</b> <b>Titanium (91582)</b>
	<b>3x12mm (89202)</b> <b>Titanium (91583)</b>
	<b>3x14mm (25187)</b> <b>Titanium (91584)</b>
	<b>3x16mm (89203)</b> <b>Titanium (91585)</b>
	<b>3x20mm (25188)</b> <b>Titanium (91587)</b>
	<b>3x24mm (89204)</b> <b>Titanium (91589)</b>


### Cap Head (shcs)

	<b>1.6 x 5mm (91611)</b>
	<b>2x5mm (31511)</b>





### Flat Head (fhcs)

	<b>2.5x8mm (31448)</b>
	<b>3x6mm (31541)</b> <b>Aluminum (8551)</b> <b>Titanium (91591)</b>
	<b>3x8mm (25201)</b> <b>Aluminum (8553)</b> <b>Titanium (91592)</b>
	<b>3x10mm (25202)</b> <b>Aluminum (8555)</b> <b>Titanium (91593)</b>
	<b>3x16mm (25204)</b> <b>Titanium (91596)</b>






### Set Screws

	<b>3x3mm (25225)</b>
	<b>3x20mm (91737)</b>





### Shims and Washers

	<b>Servo Mount Washer (7337)</b> <b>(.250 x .125 x .815)</b>
	<b>FT Ballstud Washer, Aluminum</b> <b>(0.5mm) (31381)</b>
	<b>FT Ballstud Washer, Aluminum</b> <b>(1mm) (31382)</b>
	<b>FT Ballstud Washer, Aluminum</b> <b>(2mm) (31383)</b>

### Ball Bearings

	<b>3x7x3mm (91475)</b>
	<b>5x8x2.5mm (31400)</b>
	<b>5x10x4mm (91560)</b>
	<b>6x13x5 (91562)</b>
	<b>10x15x4 (91563)</b>

### Ballstuds

	<b>Silver HD 4mm (91451)</b>
	<b>FT Ti HD 4mm (91750)</b>
	<b>Ti Nitride HD 4mm (91452)</b>
	<b>HD 6mm (91047)</b>
	<b>FT HD Ti 6mm (91751)</b>
	<b>Ti Nitride HD 6mm (91118)</b>
	<b>Silver HD 8mm (91048)</b>
	<b>FT Ti HD 8mm (91752)</b>
	<b>Ti Nitride HD 8mm (91119)</b>
	<b>HD 10mm (91049)</b>
	<b>FT Ti HD 10mm (91753)</b>
	<b>Ti Nitride HD 10mm (91120)</b>

### Nuts (lock/plain)

	<b>M3 Nut (91477)</b>
	<b>M3 Alum. Locknut, Blue (31550)</b>
	<b>M3 Locknut, Black (25215)</b>
	<b>M3 Locknut w/Flange (25612)</b>
	<b>FT 3mm Locknuts, Blue(25392)</b>
	<b>M4 Locknut w/Flange (91148)</b>
	<b>FT M4 Locknut, Blue (31551)</b>
	<b>M4 Locknut, Serrated (91738)</b>

### Notes:

**:: Table of Contents**

1.....Cover	14.....Rear Hub Build (Bag 8.1, 8.2)
2.....Introduction	15 - 16.....Turnbuckles Build (Bag 9.1)
3.....1:1 Hardware "Fold Out"	16 - 17.....Anti Roll Bars Build (Bag 10.1, 10.2)
4.....Table of Contents	17 - 19.....Shocks Build (Bag 11.1, 11.2, 11.3)
5.....Chassis Build (Bag 1.1, 1.2)	19 - 21.....Center Bulkhead Build (Bag 12.1, 12.2)
5 - 7.....Differential Build (Bag 2.1, 2.2, 2.3)	21 - 22.....Electronics, Wheel & Tire, Wing & Body Install (Bag 13.1, 13.3)
7 - 8.....Steering Rack Build (Bag 3.1, 3.2)	23 - 31.....Catalog
8 - 10.....Front Gearbox Build (Bag 4.1, 4.2, 4.3)	32.....Setup Sheet "Kit Setup"
10 - 11.....Steering Block Build (Bag 5.1, 5.2)	33.....Setup Sheet "Blank"
11 - 12.....Servo Build (Bag 6.1, 6.2)	34.....Back Cover
12 - 13.....Rear Gearbox Build (Bag 7.1, 7.2)	

**:: Notes**

***This symbol indicates a special note or instruction in the manual.***



***There is a 1:1 hardware foldout page in the front of the manual. To check the size of a part, line up your hardware with the correct drawing until you find the exact size. Each part in the foldout has a number assigned to it for ordering replacement parts.***



***This symbol indicates a Racers Tip.***

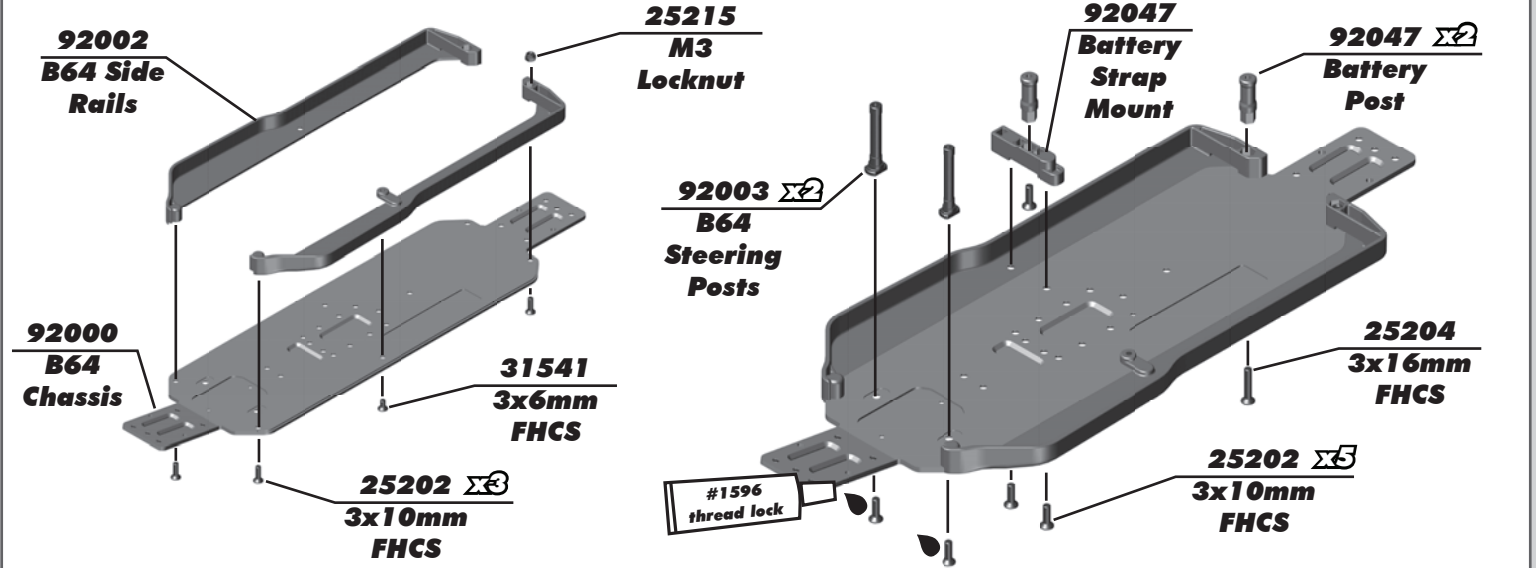
**Associated Electrics, Inc.  
26021 Commercentre Dr.  
Lake Forest, CA 92630**



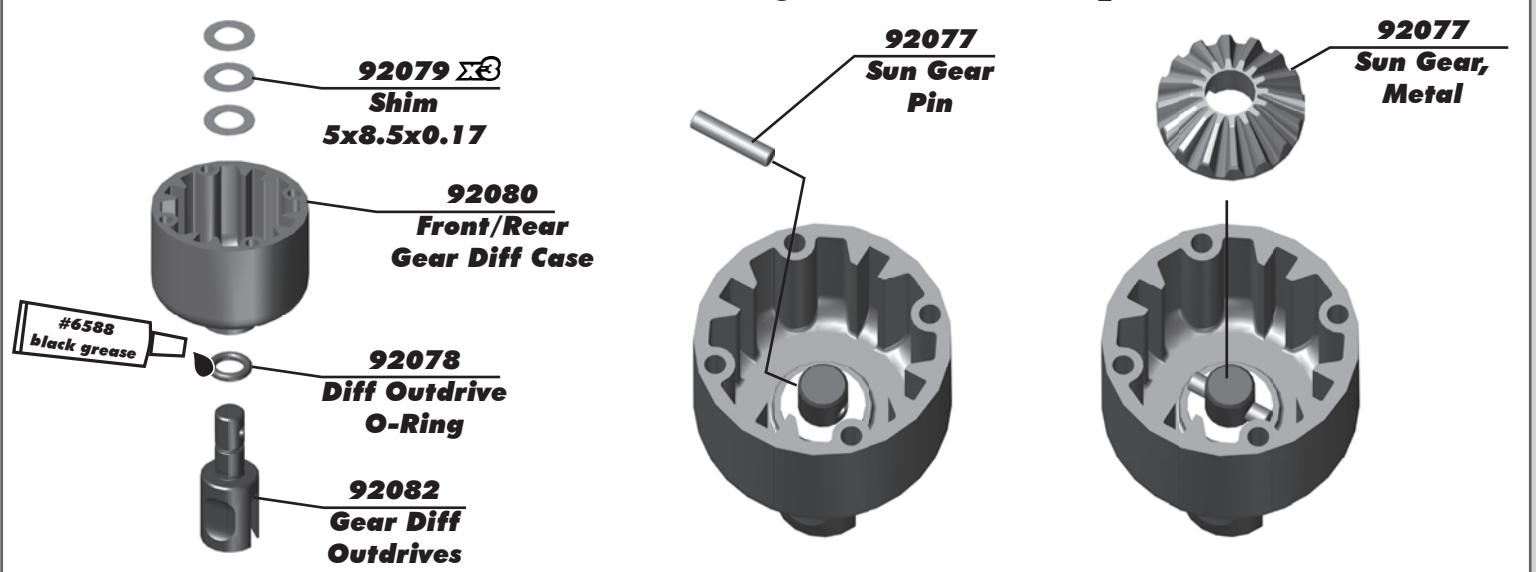
**Customer Service  
Tel: 949.544.7500  
Fax: 949.544.7501**

**<http://www.TeamAssociated.com> • <http://www.RC10.com> • [http://twitter.com/Team\\_Associated](http://twitter.com/Team_Associated) • <http://bit.ly/AEonFacebook>**


**:: Chassis Build - Bag 1.1, 1.2 - Step 1**



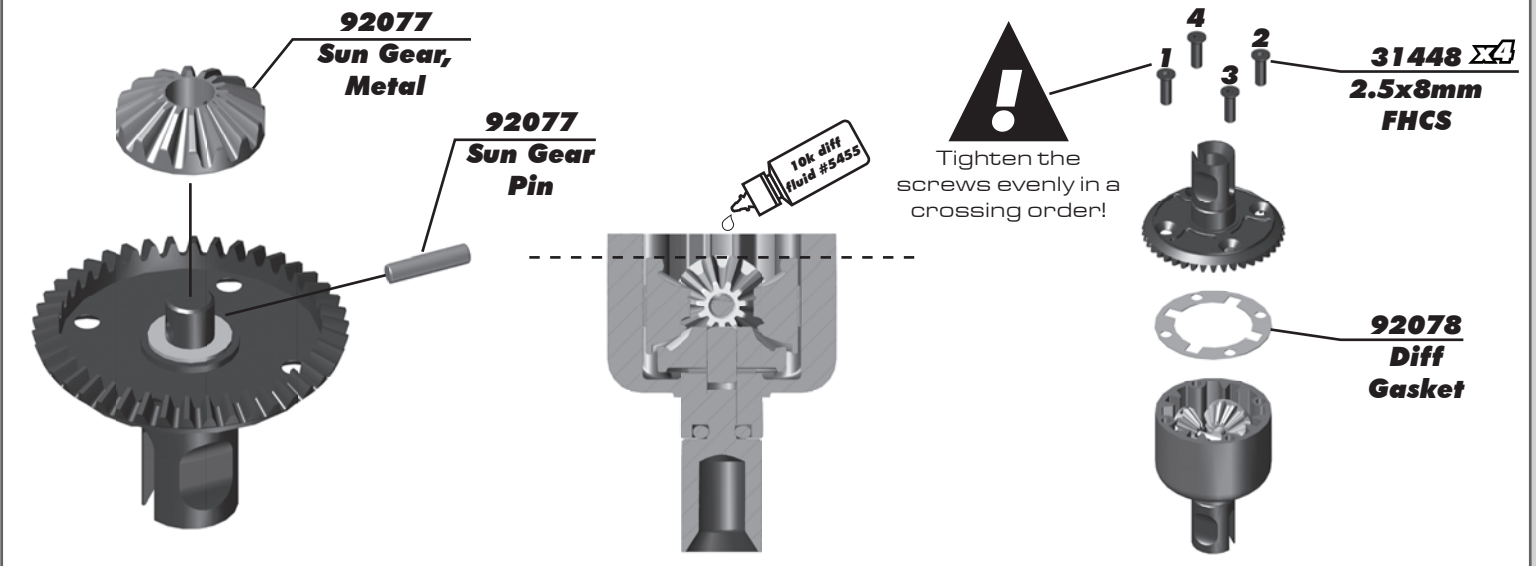
**:: Front and Rear Gear Differential Build - Bag 2.1, 2.2, 2.3 - Step 1**




**:: Front and Rear Gear Differential Build - Bag 2.1, 2.2, 2.3 - Step 2**



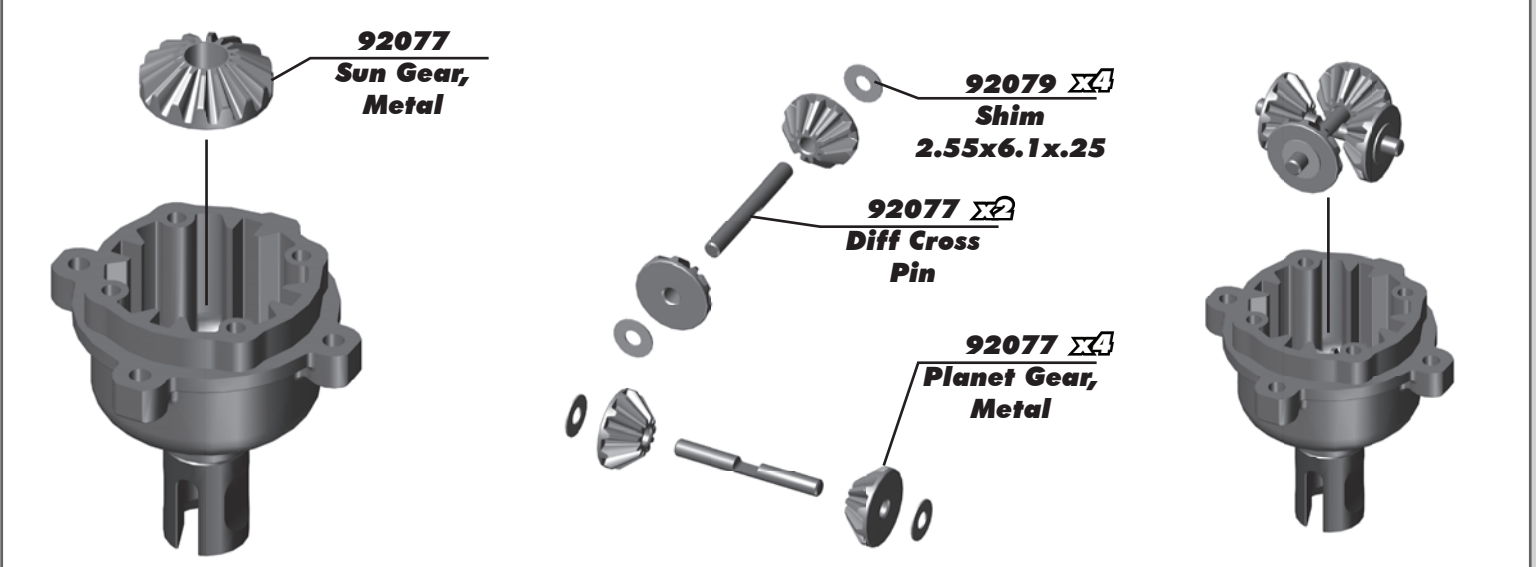
**:: Front and Rear Gear Differential Build - Bag 2.1, 2.2, 2.3 - Step 3**



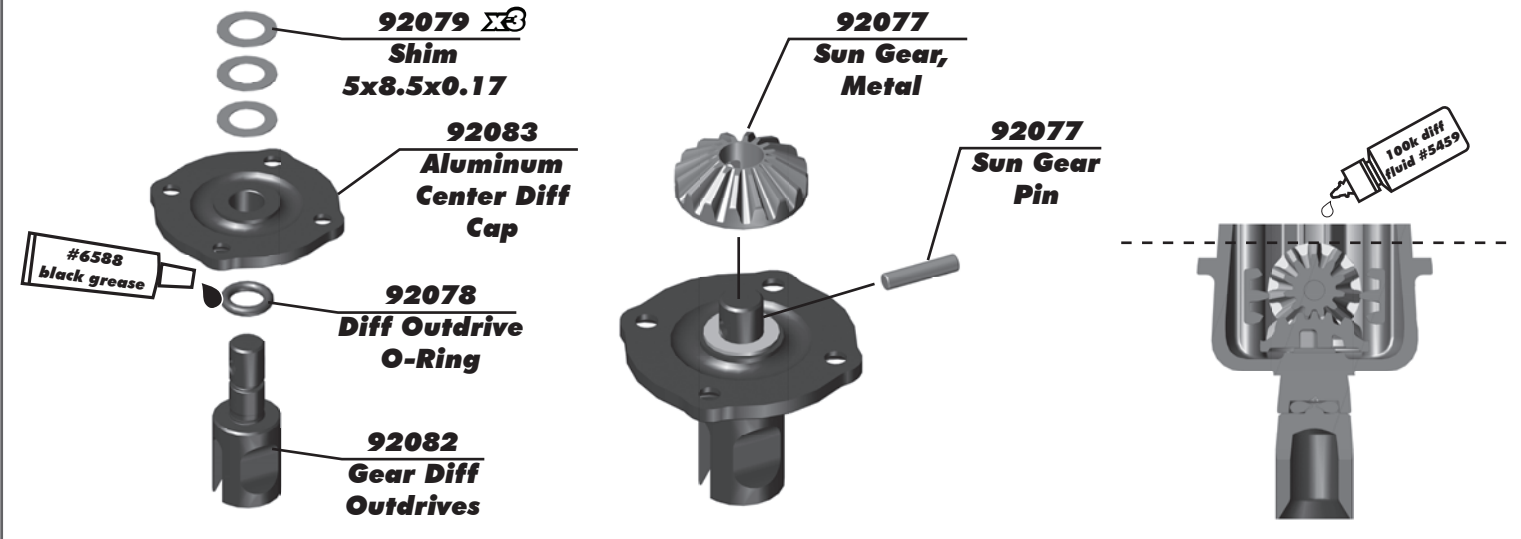
**:: Center Gear Differential Build - Bag 2.1, 2.2, 2.3 - Step 1**



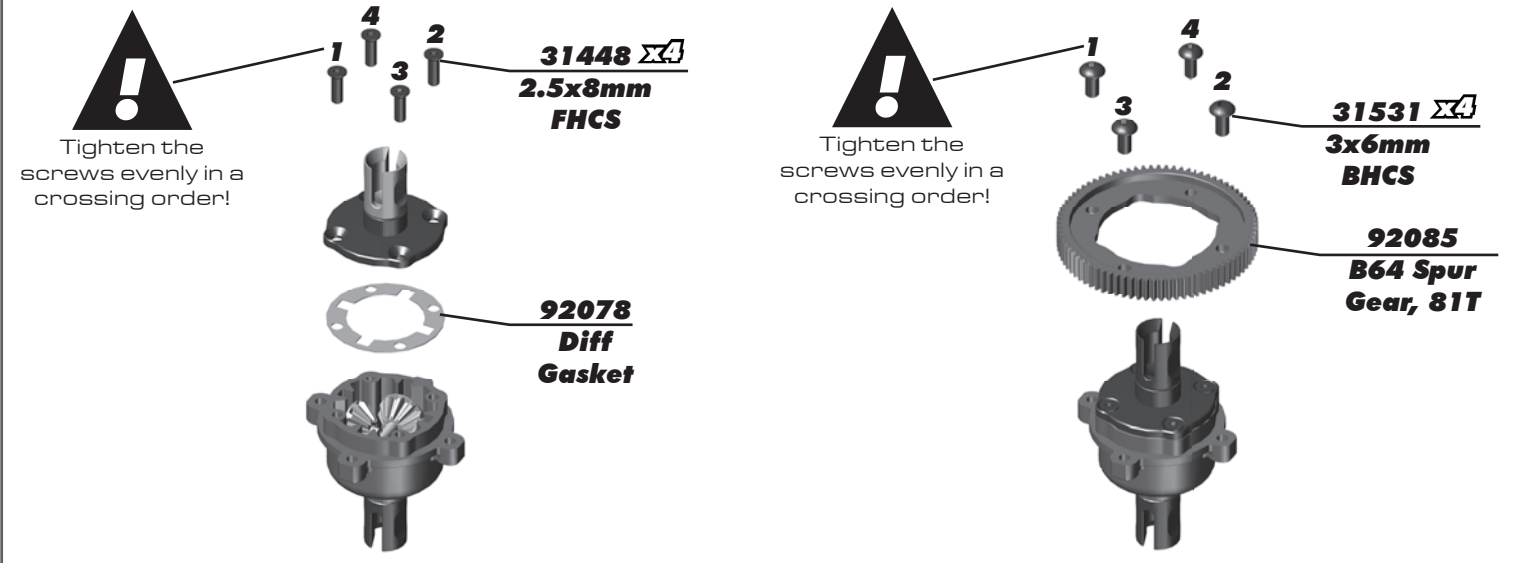
**:: Center Gear Differential Build - Bag 2.1, 2.2, 2.3 - Step 2**



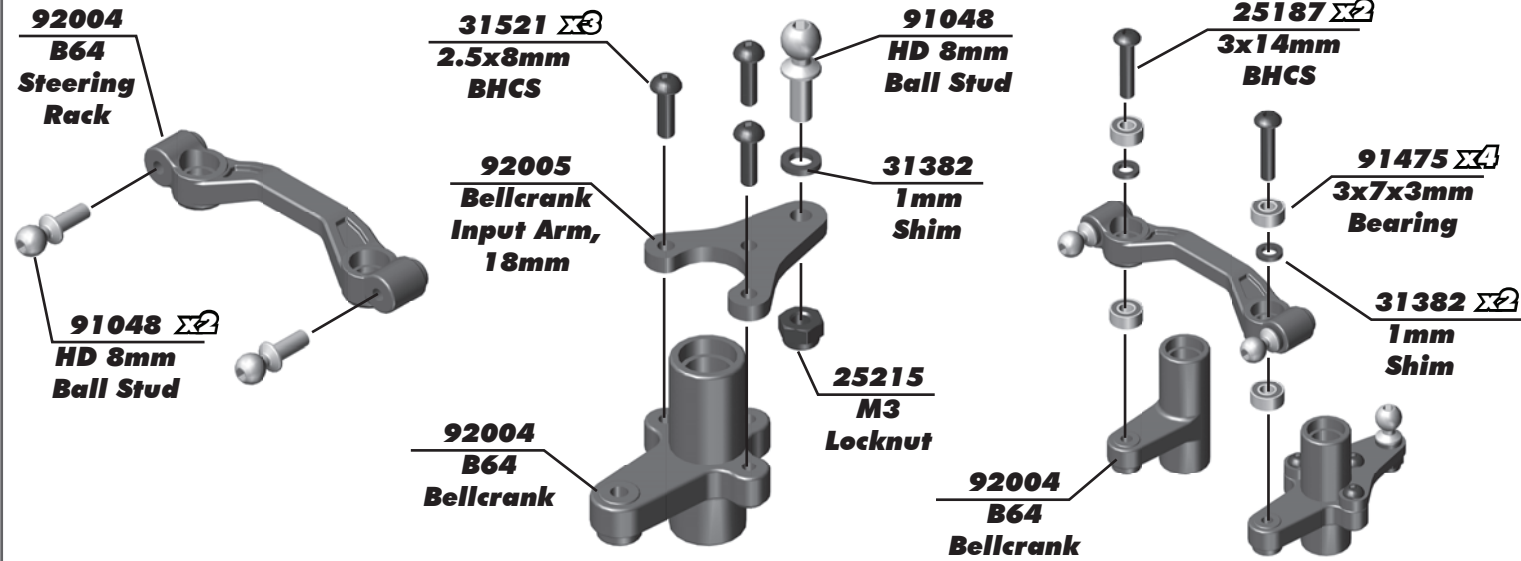
**:: Center Gear Differential Build - Bag 2.1, 2.2, 2.3 - Step 3**



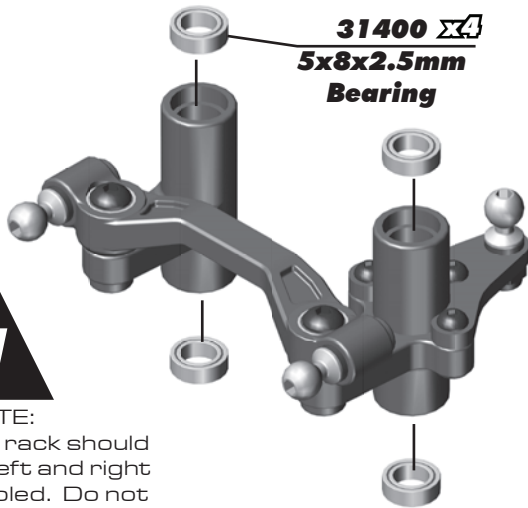
**:: Center Gear Differential Build - Bag 2.1, 2.2, 2.3 - Step 4**



**:: Steering Rack Build - Bag 3.1, 3.2 - Step 1**



**:: Steering Rack Build - Bag 3.1, 3.2 - Step 2**

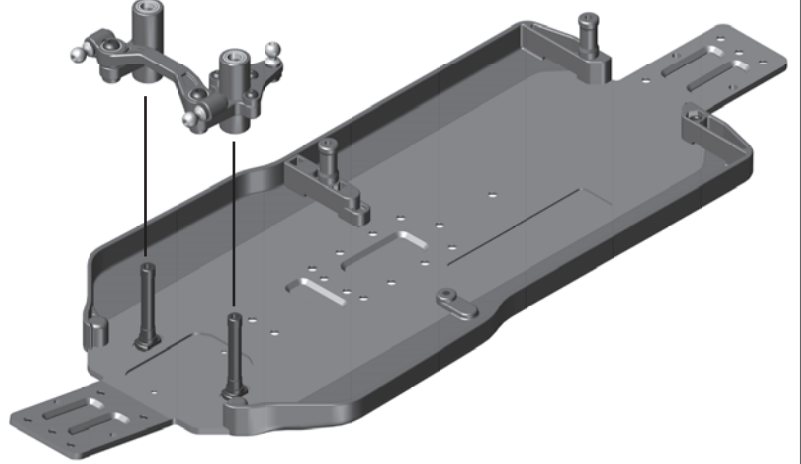


**31400**  $\Sigma 4$   
**5x8x2.5mm**  
**Bearing**



NOTE:

The steering rack should swing freely left and right once assembled. Do not overtighten!



**:: Front Gearbox Build - Bag 4.1, 4.2, 4.3 - Step 1**

**92008**  
**B64**  
**Gearbox**


**92071**  
**B64 Input**  
**Shaft, 17T**

**#6588**  
**black grease**



NOTE:

Align the hook at the end of the Input Shaft Retainer in the flat section of the input shaft.



**91563**  $\Sigma 2$   
**10x15x4mm**  
**Bearing**

**92072**  
**B64 Input**  
**Shaft**  
**Retainer**



**:: Front Gearbox Build - Bag 4.1, 4.2, 4.3 - Step 2**

**Arm Mount**  
**Insert, B Plate**

1° Up

**92014**  $\Sigma 2$   
**Arm**  
**Mount**  
**Inserts**

**89202**  $\Sigma 2$   
**3x12mm**  
**BHCS**

**92018**  
**B64 LRC**  
**Arm**  
**Mount, B**

**91563**  $\Sigma 2$   
**10x15x4mm**  
**Bearing**

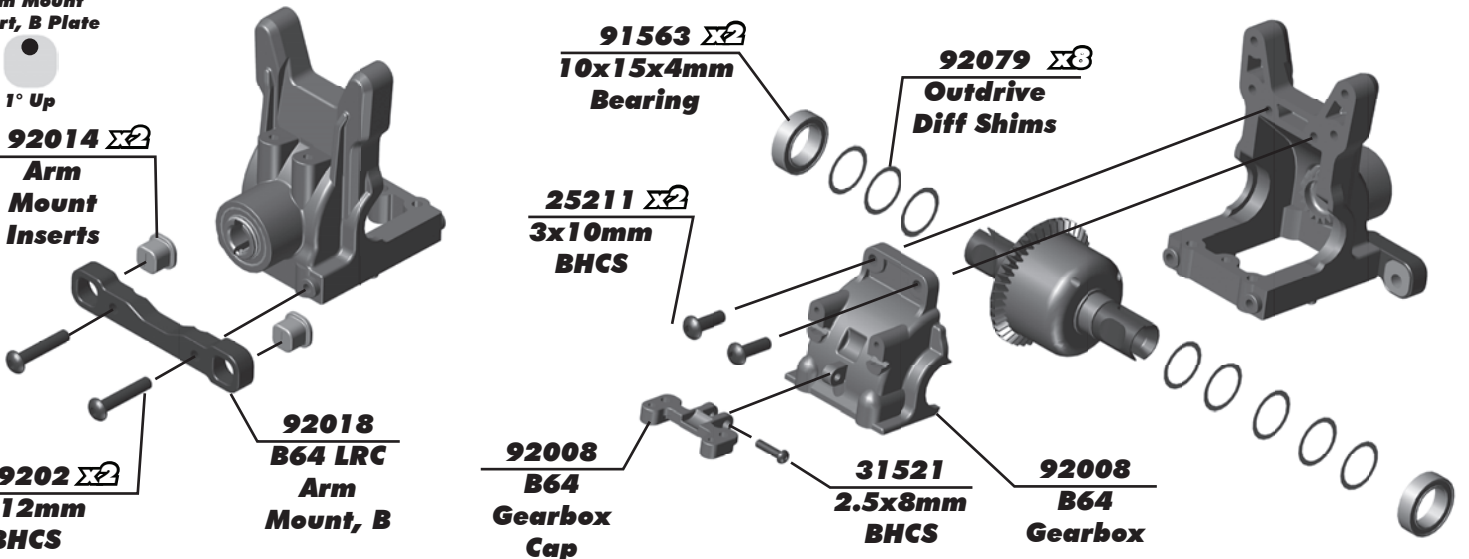
**25211**  $\Sigma 2$   
**3x10mm**  
**BHCS**

**92079**  $\Sigma 8$   
**Outdrive**  
**Diff Shims**

**92008**  
**B64**  
**Gearbox**  
**Cap**

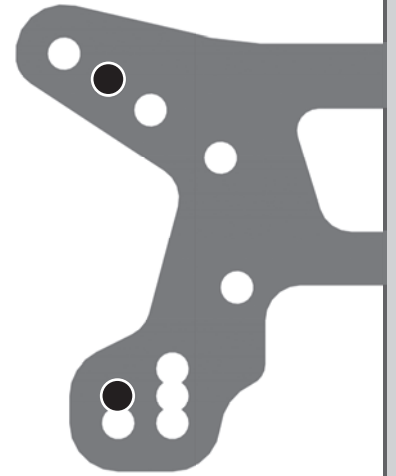
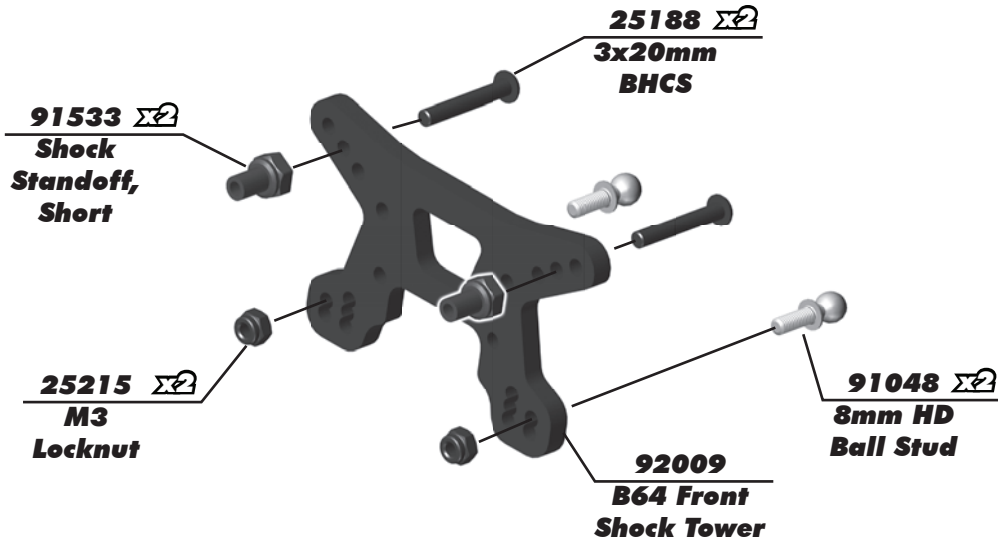
**31521**  
**2.5x8mm**  
**BHCS**

**92008**  
**B64**  
**Gearbox**






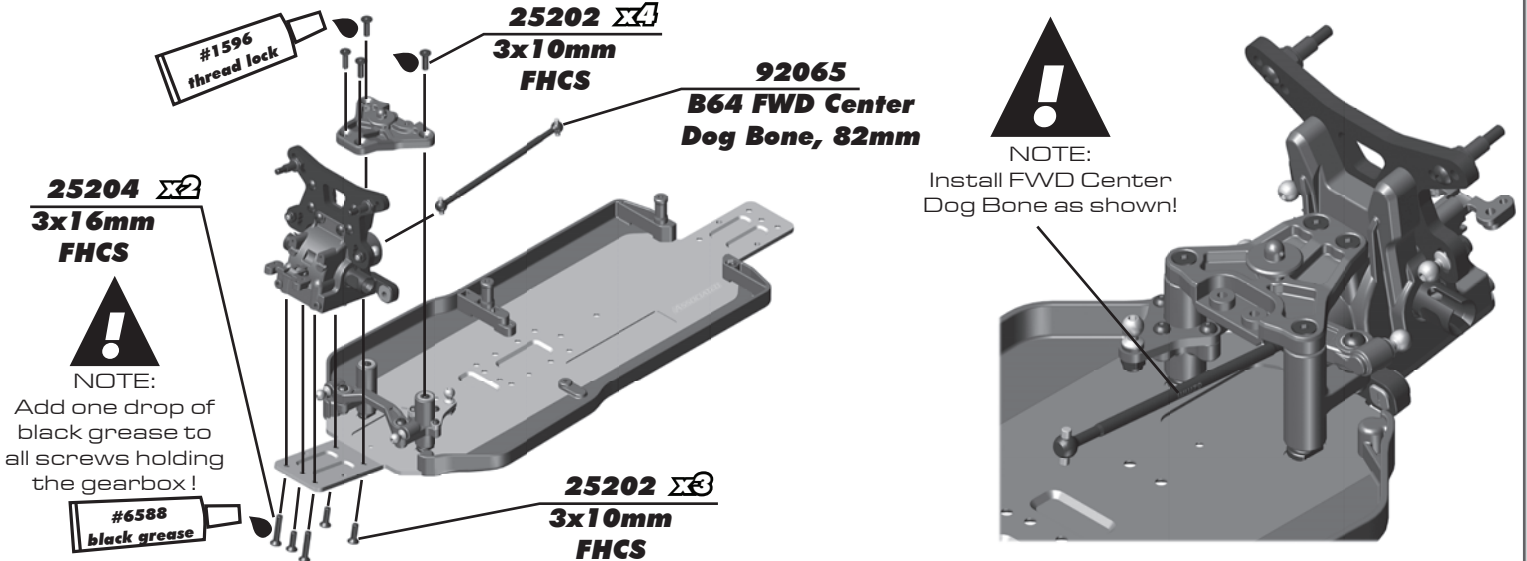
**:: Front Gearbox Build - Bag 4.1, 4.2, 4.3 - Step 3**



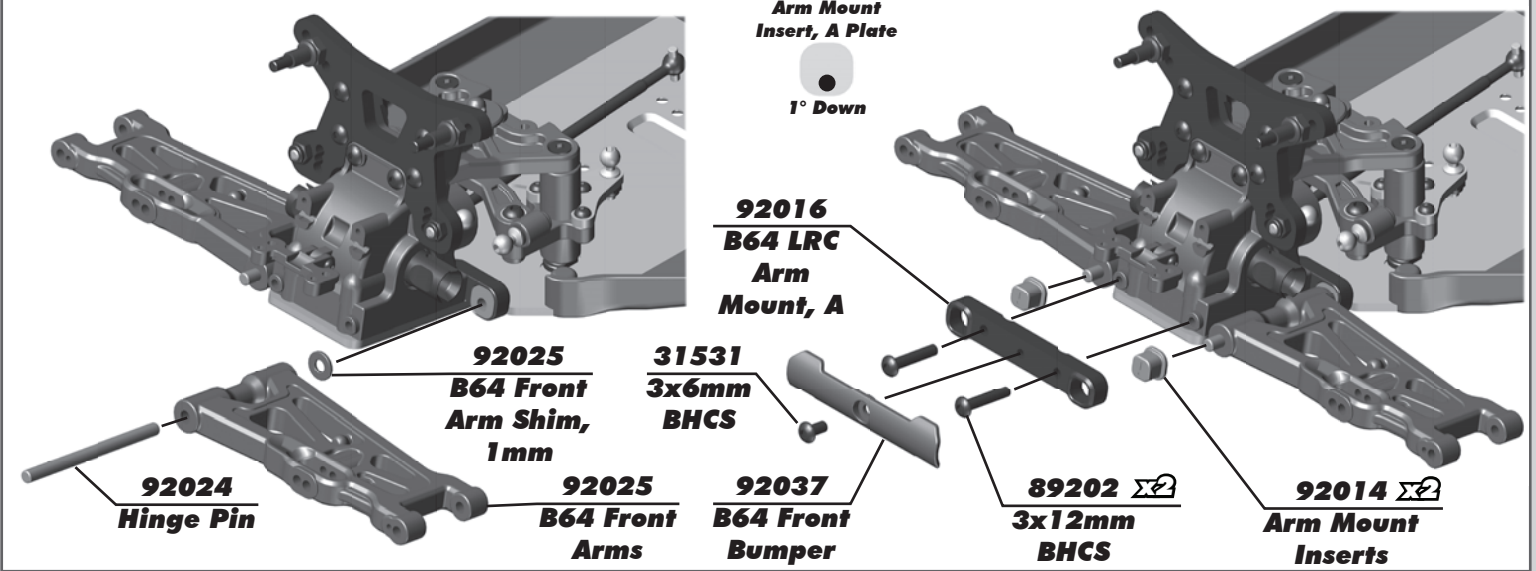
**:: Front Gearbox Build - Bag 4.1, 4.2, 4.3 - Step 4**



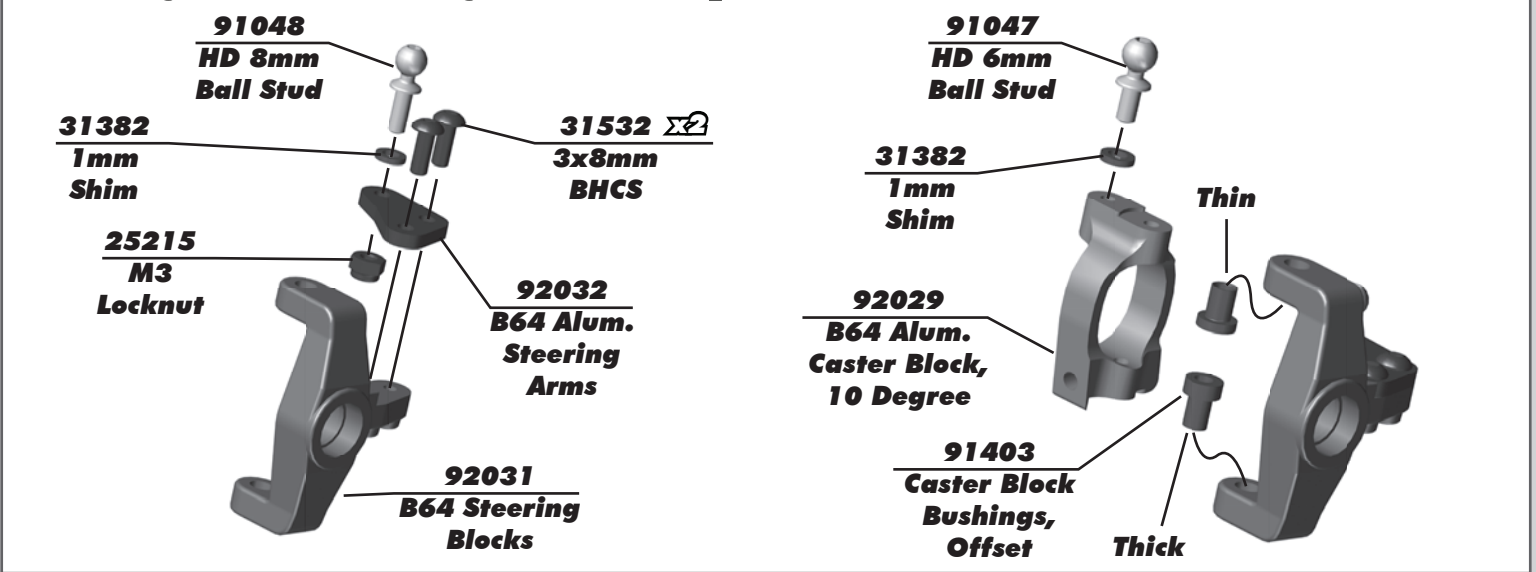
**:: Front Gearbox Build - Bag 4.1, 4.2, 4.3 - Step 5**



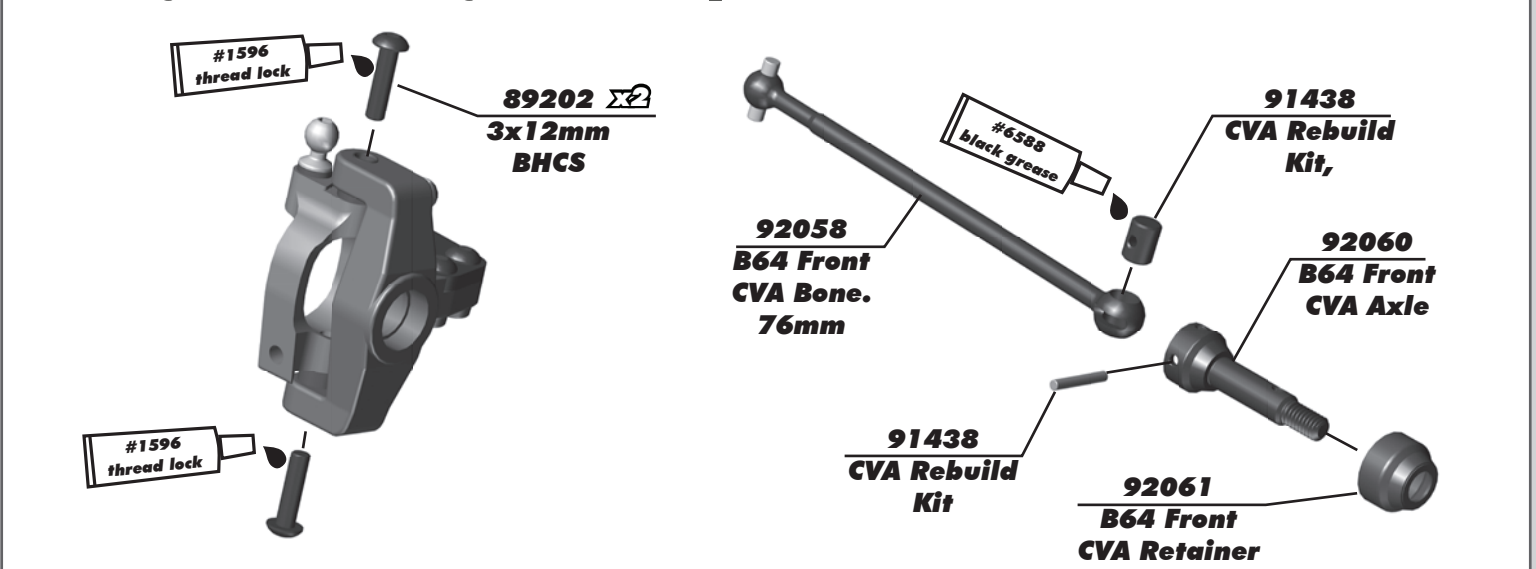
**:: Front Gearbox Build - Bag 4.1, 4.2, 4.3 - Step 6**



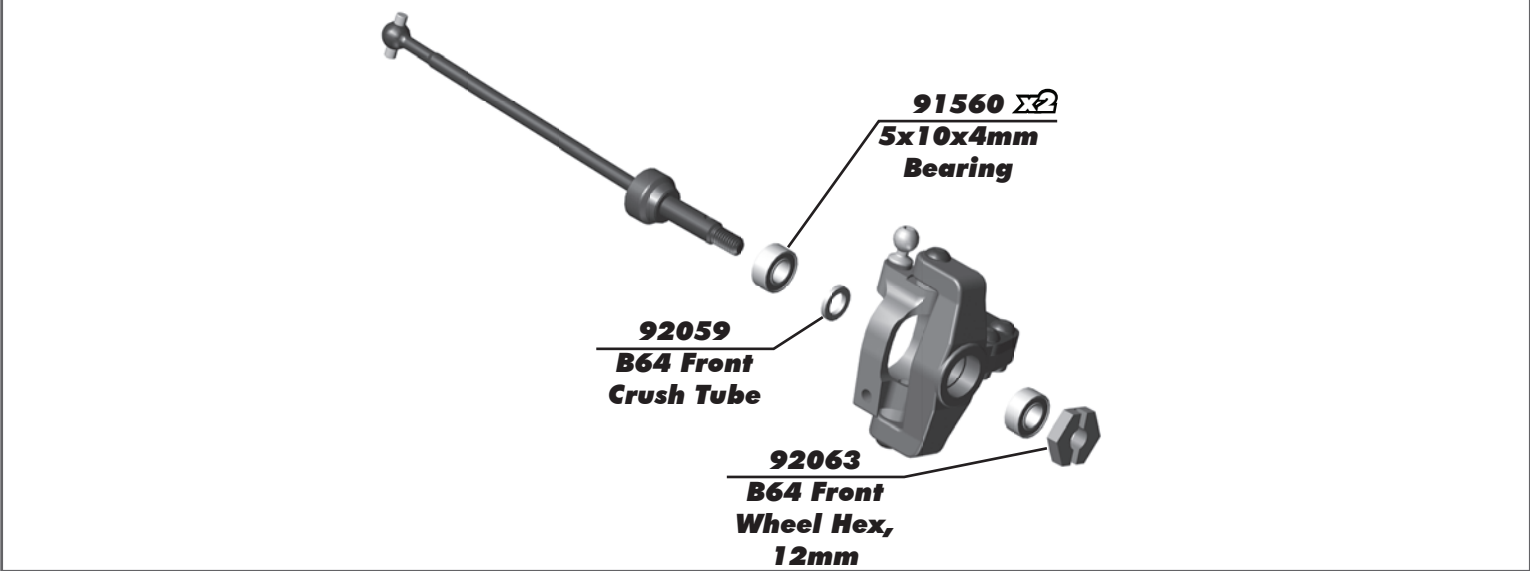
**:: Steering Block Build - Bag 5.1, 5.2 - Step 1**



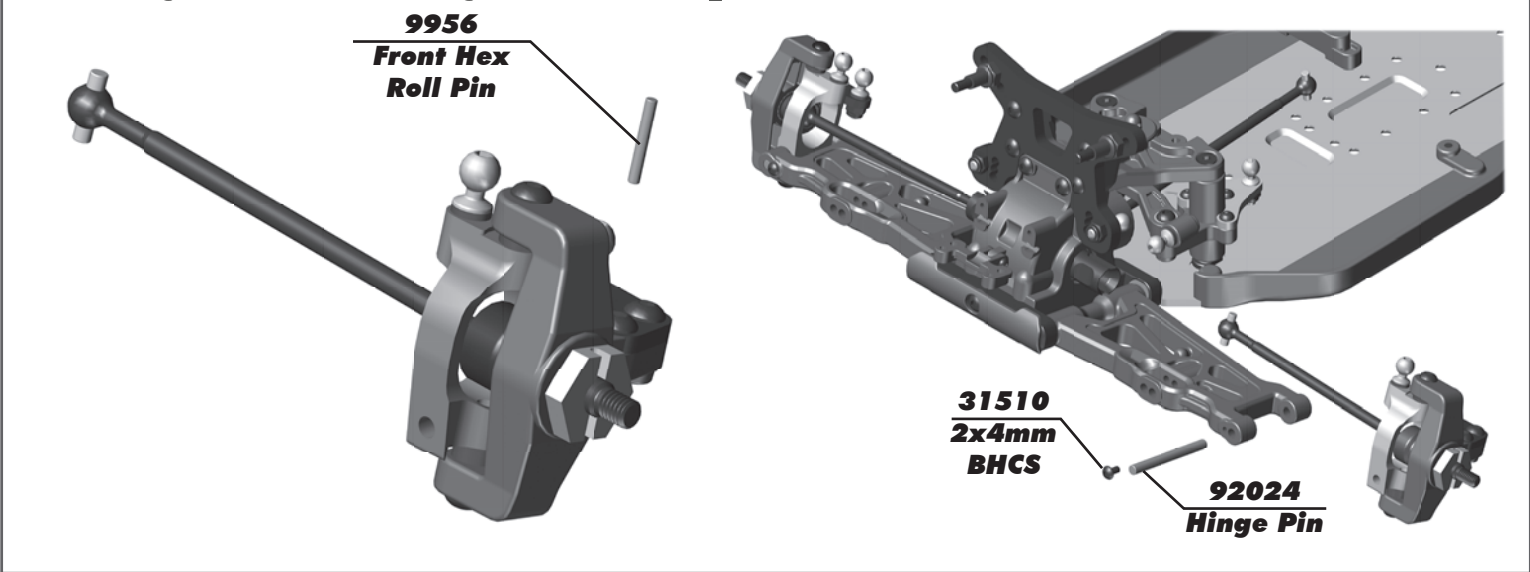
**:: Steering Block Build - Bag 5.1, 5.2 - Step 2**



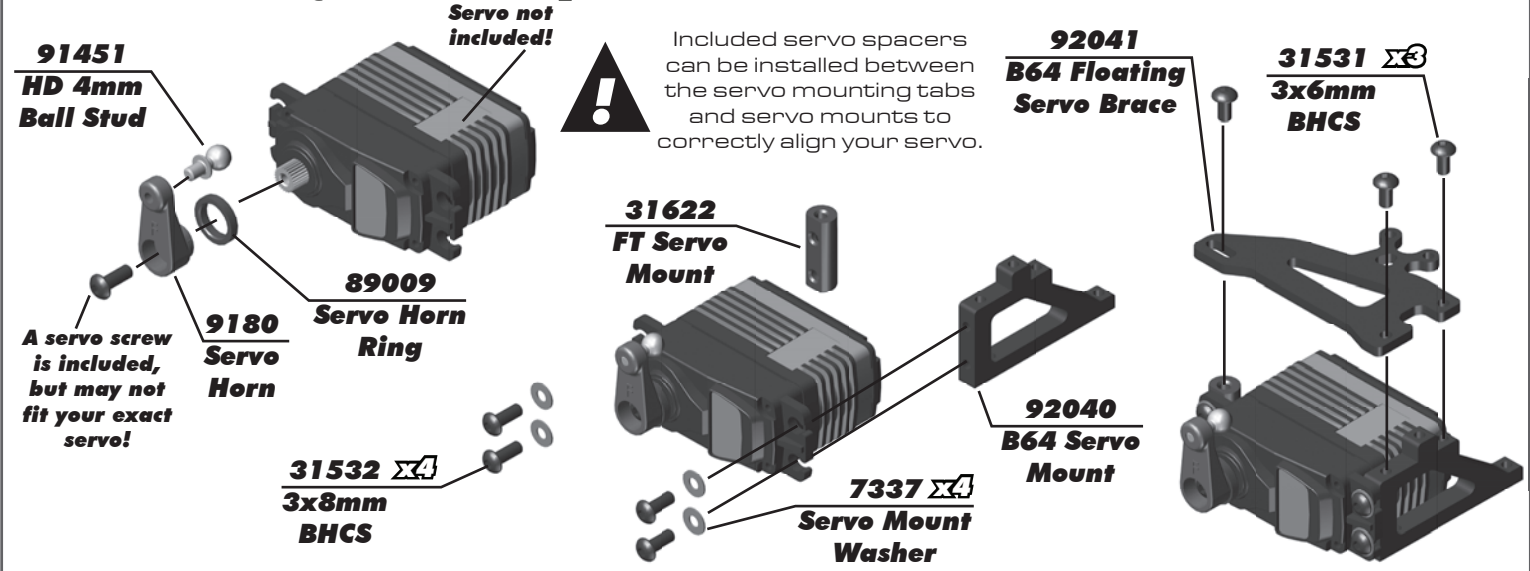
**:: Steering Block Build - Bag 5.1, 5.2 - Step 3**



**:: Steering Block Build - Bag 5.1, 5.2 - Step 4**

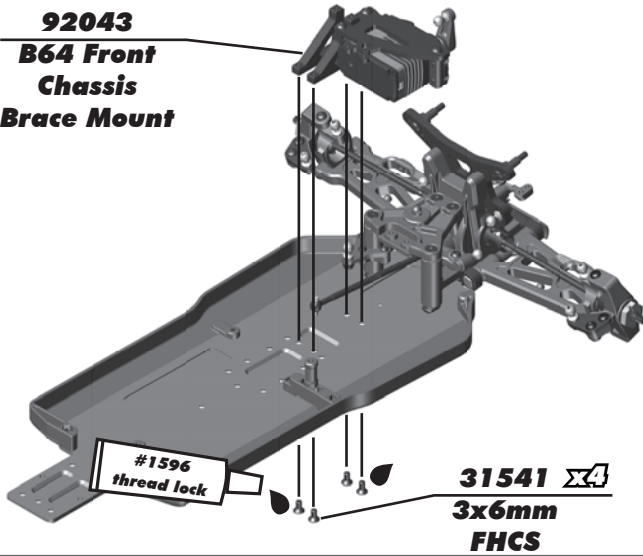


**:: Servo Build - Bag 6.1, 6.2 - Step 1**



**:: Servo Build - Bag 6.1, 6.2 - Step 2**

**92043**  
B64 Front  
Chassis  
Brace Mount



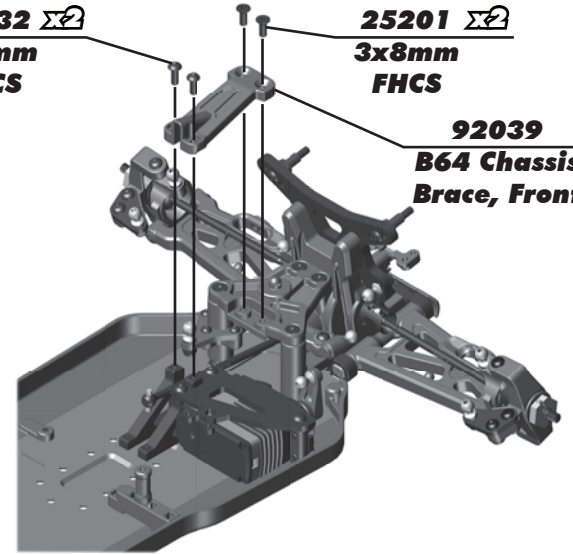
#1596  
thread lock

**31541**  $\Sigma 4$   
3x6mm  
FHCS

**31532**  $\Sigma 2$   
3x8mm  
BHCS

**25201**  $\Sigma 2$   
3x8mm  
FHCS

**92039**  
B64 Chassis  
Brace, Front




**:: Rear Gearbox Build - Bag 7.1, 7.2 - Step 1**

**92008**  
B64  
Gearbox


**92071**  
B64 Input  
Shaft, 17T

#6588  
black grease



**91563**  $\Sigma 2$   
10x15x4mm  
Bearing

**92072**  
B64 Input  
Shaft  
Retainer



**NOTE:**  
Align the hook at the end of  
the Input Shaft Retainer in  
the flat section of the input  
shaft.



**:: Rear Gearbox Build - Bag 7.1, 7.2 - Step 2**

Arm Mount  
Insert, C Plate



**92014**  $\Sigma 2$   
Arm  
Mount  
Inserts

**91563**  $\Sigma 2$   
10x15x4mm  
Bearing

**92079**  $\Sigma 3$   
Outdrive  
Diff Shims

**25211**  $\Sigma 2$   
3x10mm  
BHCS

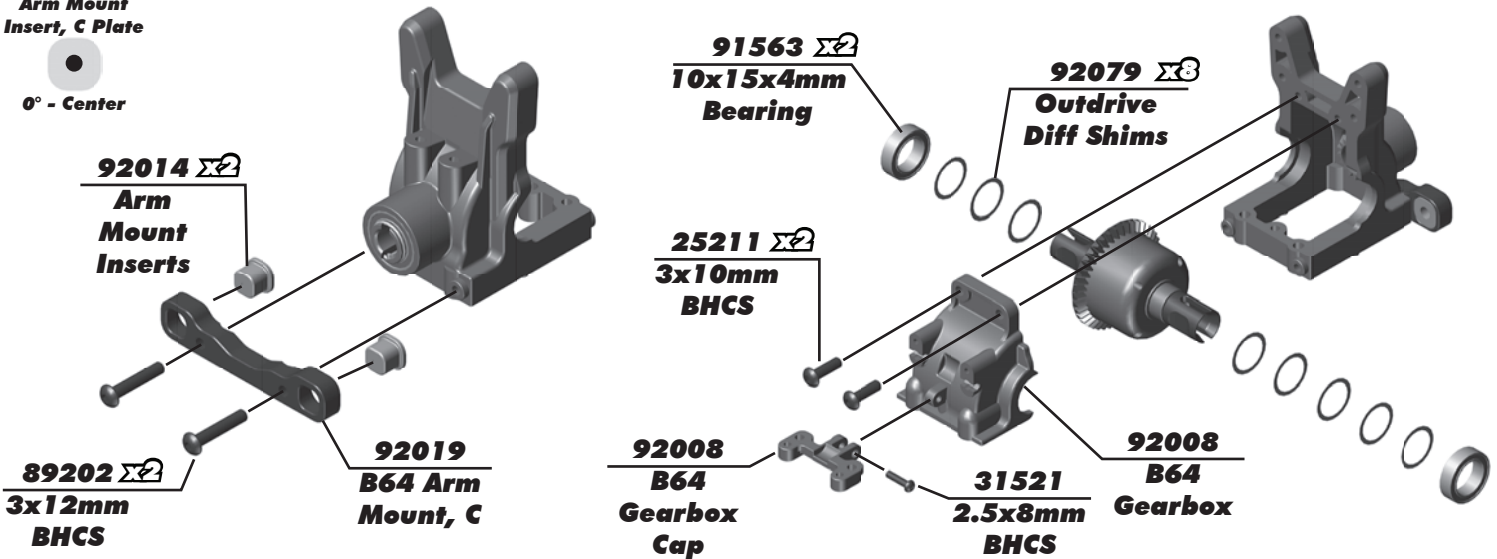
**89202**  $\Sigma 2$   
3x12mm  
BHCS

**92019**  
B64 Arm  
Mount, C

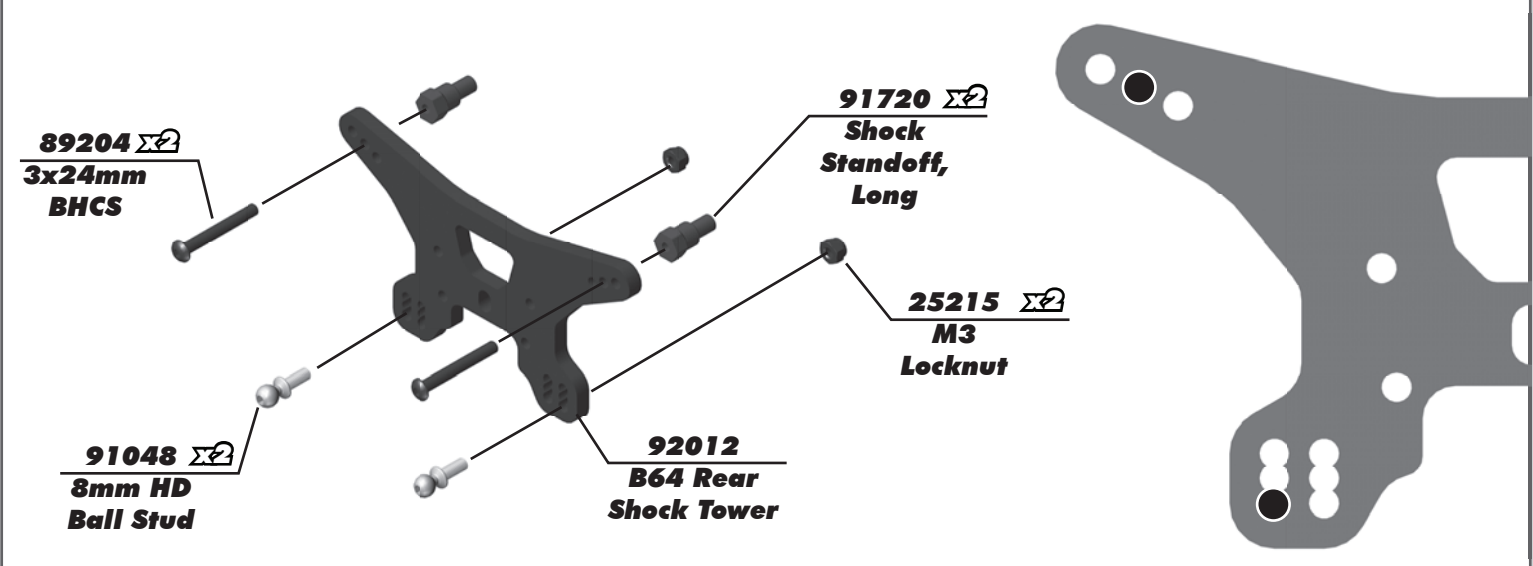
**92008**  
B64  
Gearbox  
Cap

**31521**  
2.5x8mm  
BHCS

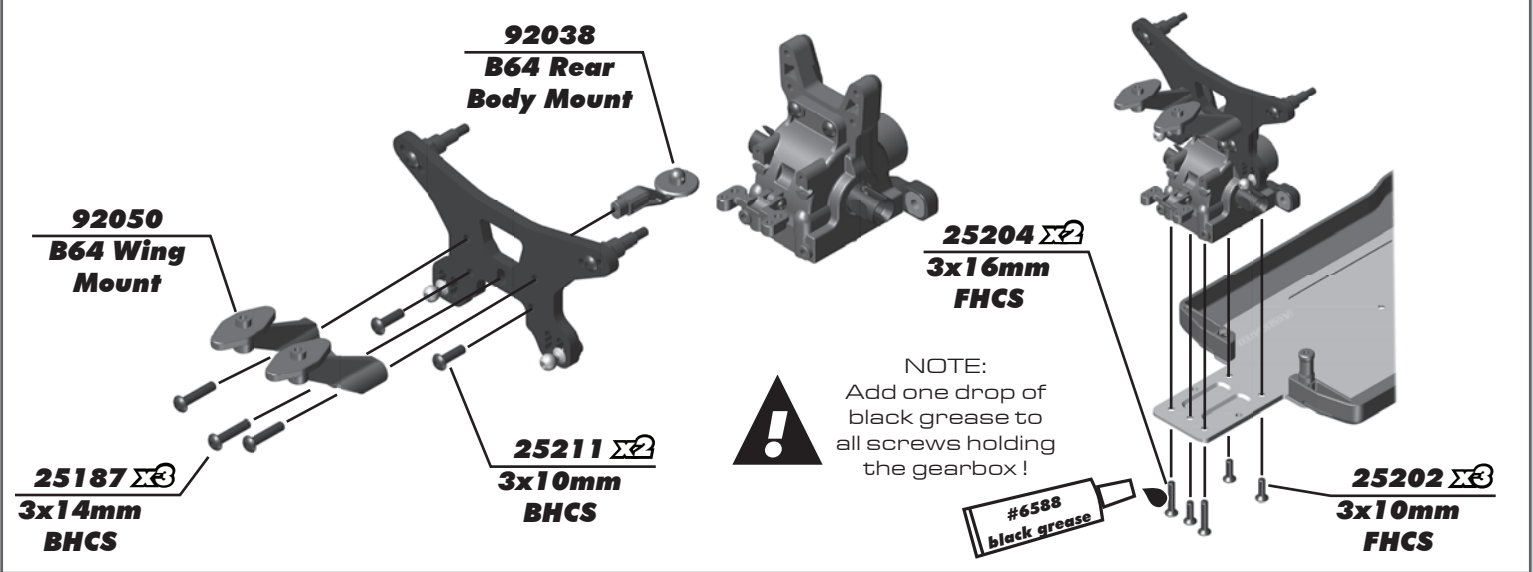
**92008**  
B64  
Gearbox



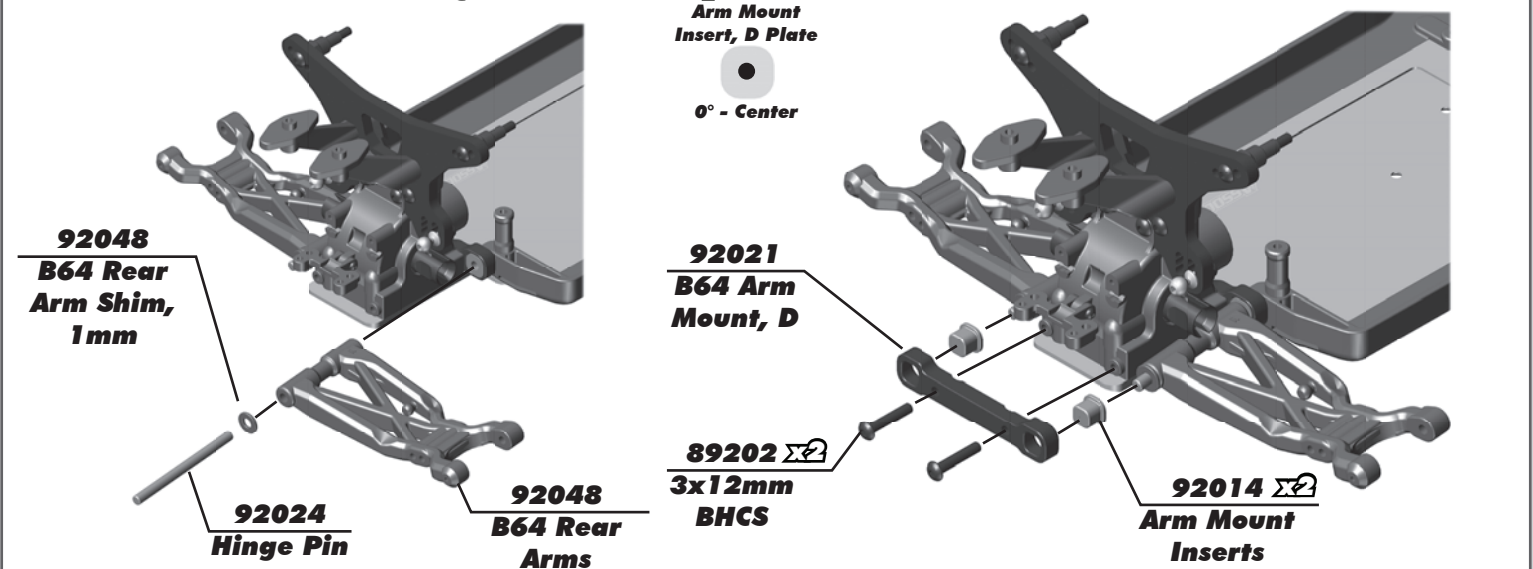
**:: Rear Gearbox Build - Bag 7.1, 7.2 - Step 3**



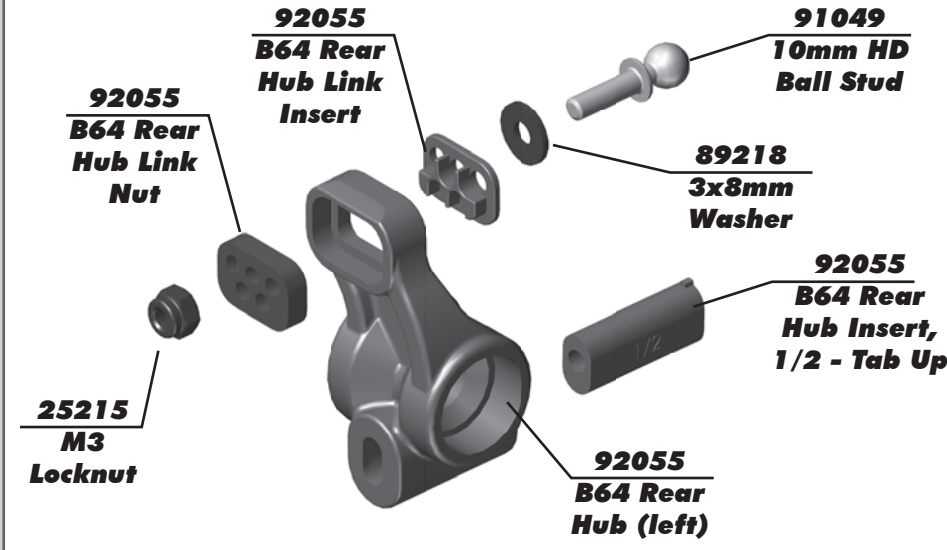
**:: Rear Gearbox Build - Bag 7.1, 7.2 - Step 4**



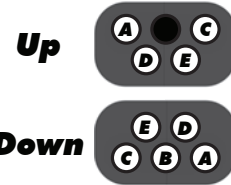
**:: Rear Gearbox Build - Bag 7.1, 7.2 - Step 5**



**:: Rear Hub Build - Bag 8.1, 8.2 - Step 1**

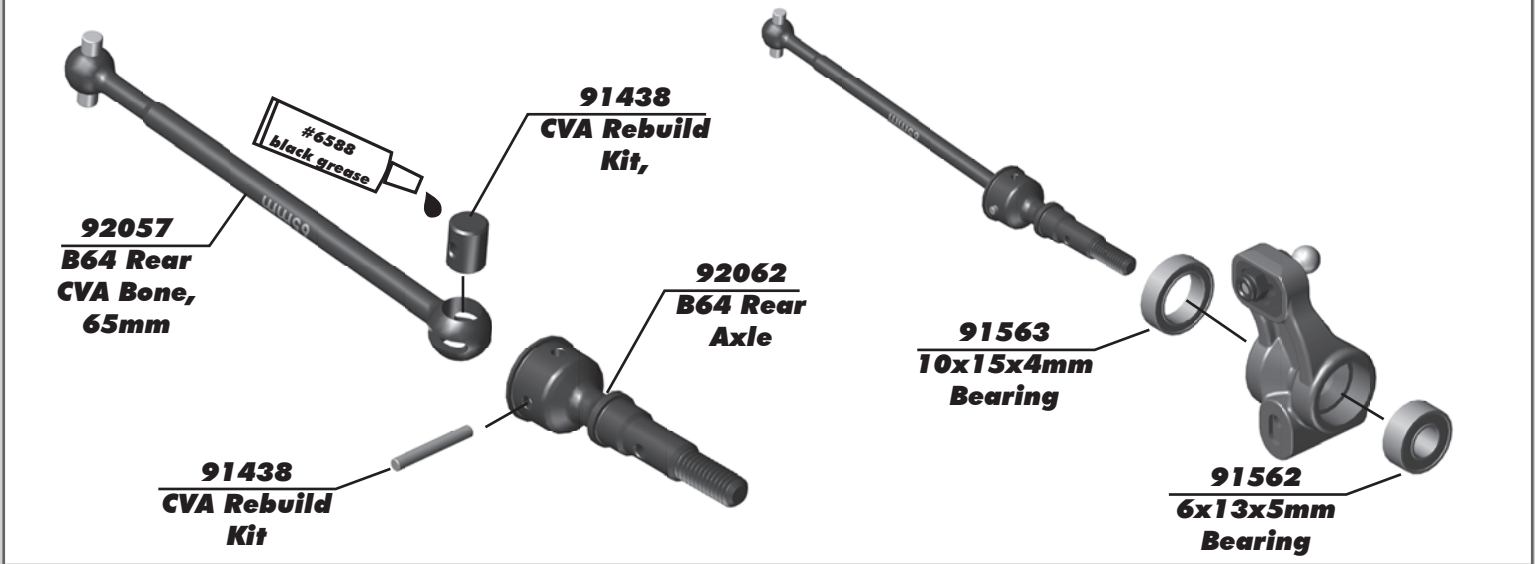


**Rear Hub Link Setting:**

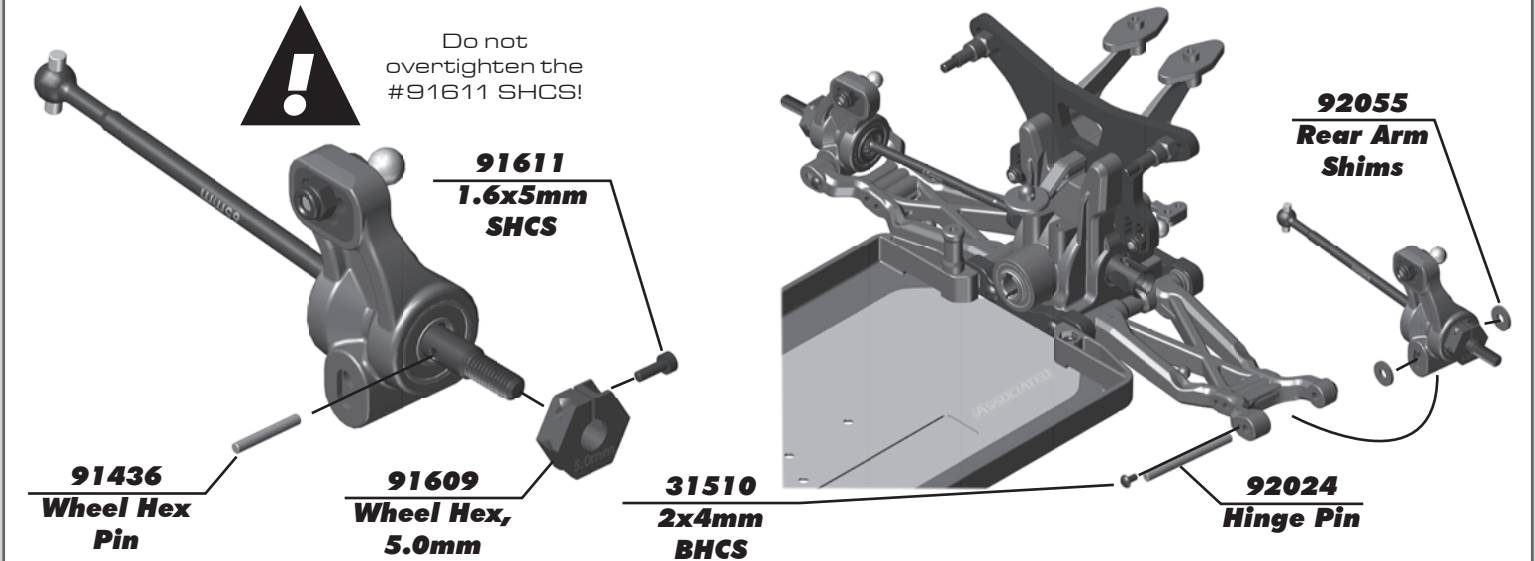


Rear Hub Insert	0/3 Tab up	0/3 Tab down	1/2 Tab up	1/2 Tab down
Axle Height	0 (low)	+ 3mm	+ 1mm	+ 2mm
Recommended Ballstud location for axle height				


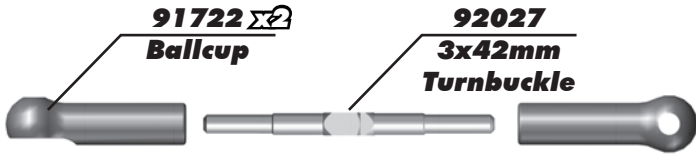
**:: Rear Hub Build - Bag 8.1, 8.2 - Step 2**



**:: Rear Hub Build - Bag 8.1, 8.2 - Step 3**



**:: Turnbuckles Build - Bag 9.1 - Step 1**

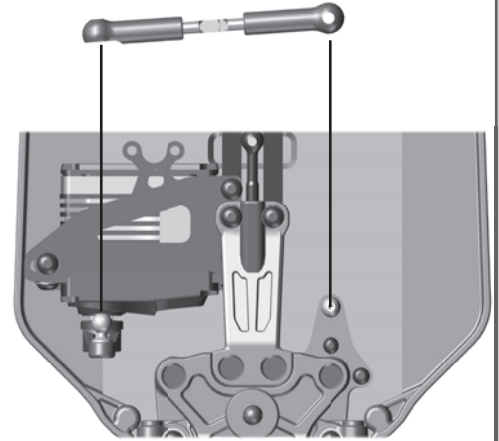


**!**  
Orient the notch to the left throughout the car. It indicates which end has the left hand threads!


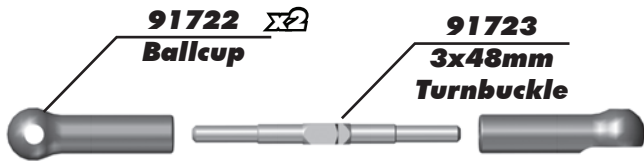


Racers Tip:

Use black grease (#6588) on the threads of the turnbuckles for easier ball cup installation!



**:: Turnbuckles Build - Bag 9.1 - Step 2**

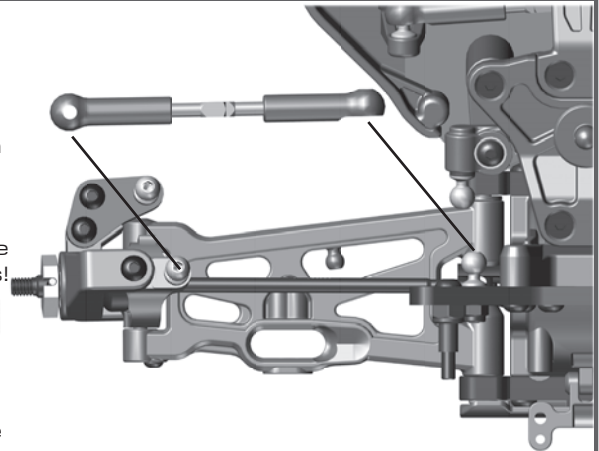


**!**  
Orient the notch to the left throughout the car. It indicates which end has the left hand threads!

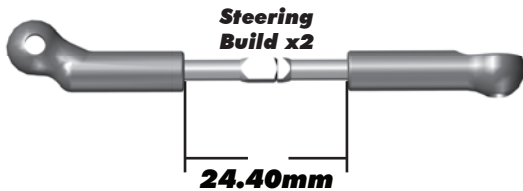
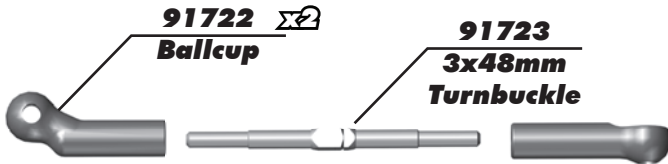


Racers Tip:

Use black grease (#6588) on the threads of the turnbuckles for easier ball cup installation!



**:: Turnbuckles Build - Bag 9.1 - Step 3**

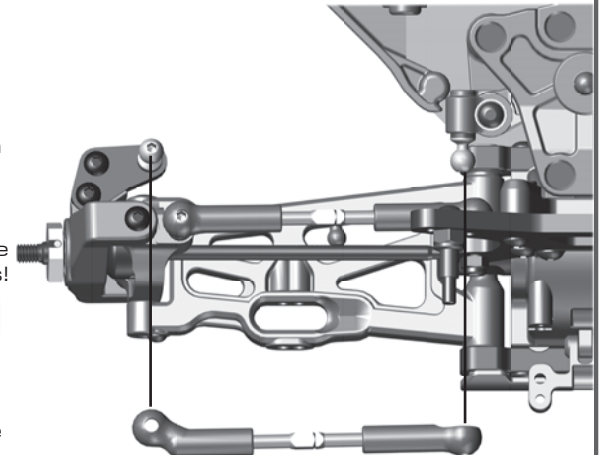


**!**  
Orient the notch to the left throughout the car. It indicates which end has the left hand threads!

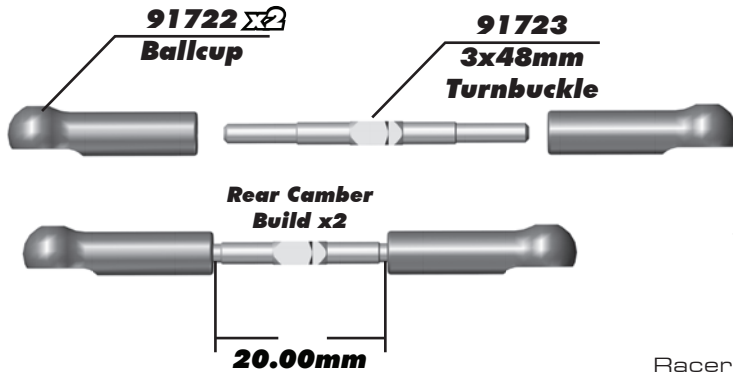


Racers Tip:

Use black grease (#6588) on the threads of the turnbuckles for easier ball cup installation!



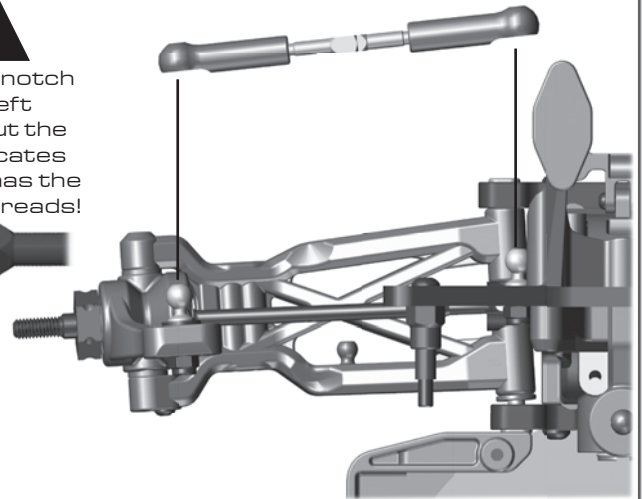
**:: Turnbuckles Build - Bag 9.1 - Step 4**



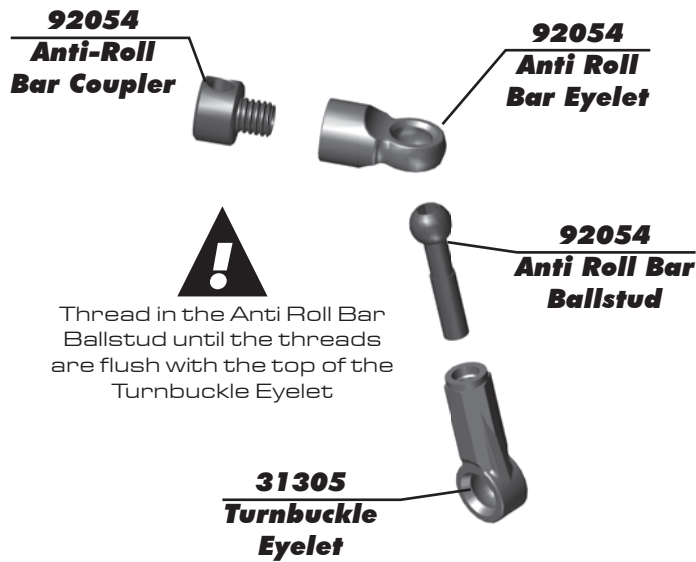
**!**  
Orient the notch to the left throughout the car. It indicates which end has the left hand threads!

Racers Tip:

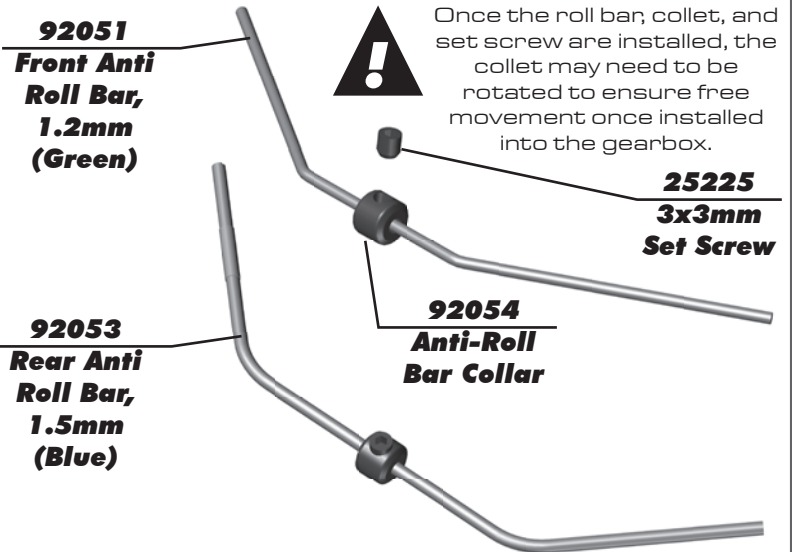
Use black grease (#6588) on the threads of the turnbuckles for easier ball cup installation!



**:: Anti-Roll Bar Build - Bag 10.1, 10.2 - Step 1**



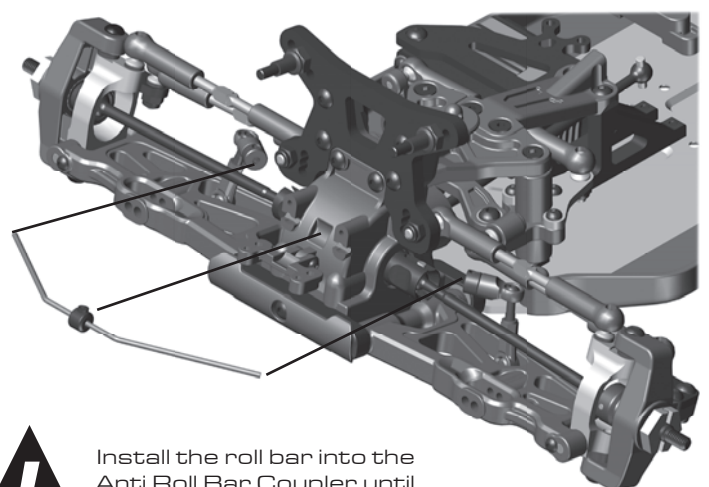
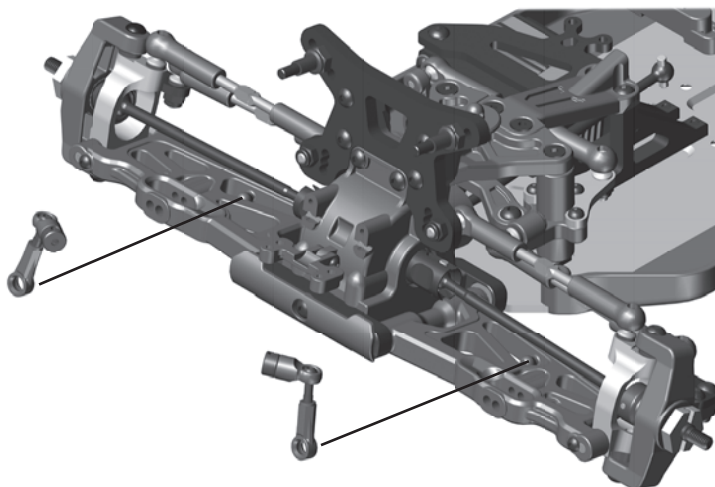
Thread in the Anti Roll Bar Ballstud until the threads are flush with the top of the Turnbuckle Eyelet



Once the roll bar, collet, and set screw are installed, the collet may need to be rotated to ensure free movement once installed into the gearbox.

**:: Anti-Roll Bar Build - Bag 10.1, 10.2 - Step 2**

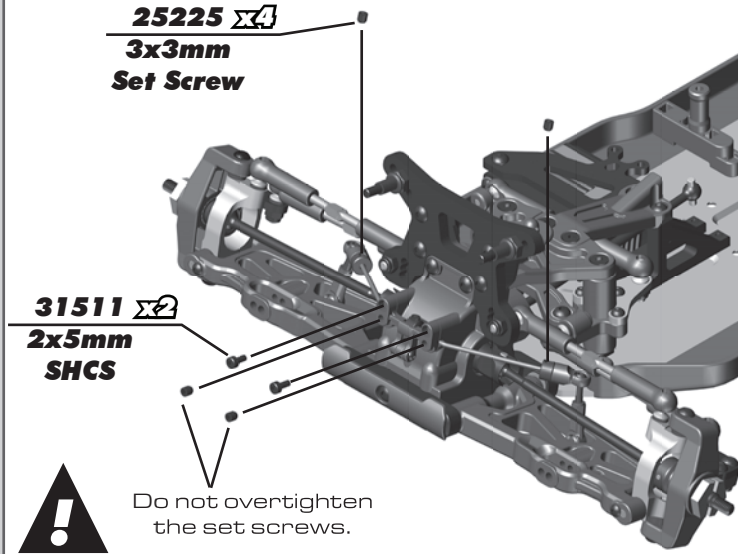
**Front Anti Roll Bar Install**



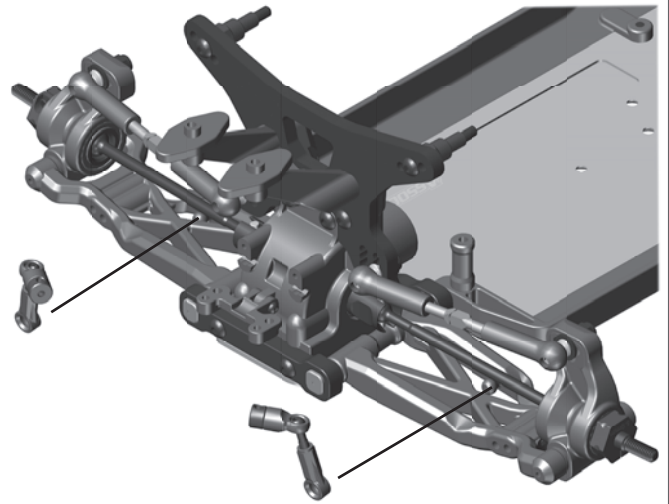
Install the roll bar into the Anti Roll Bar Coupler until it bottoms out.



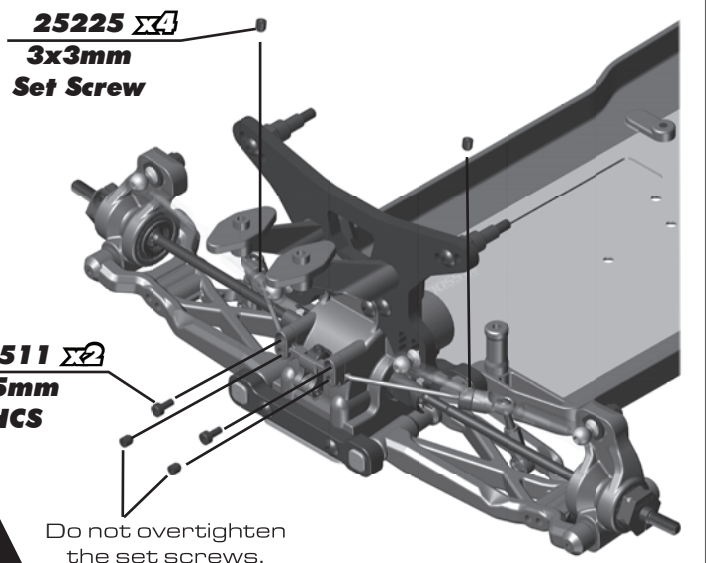
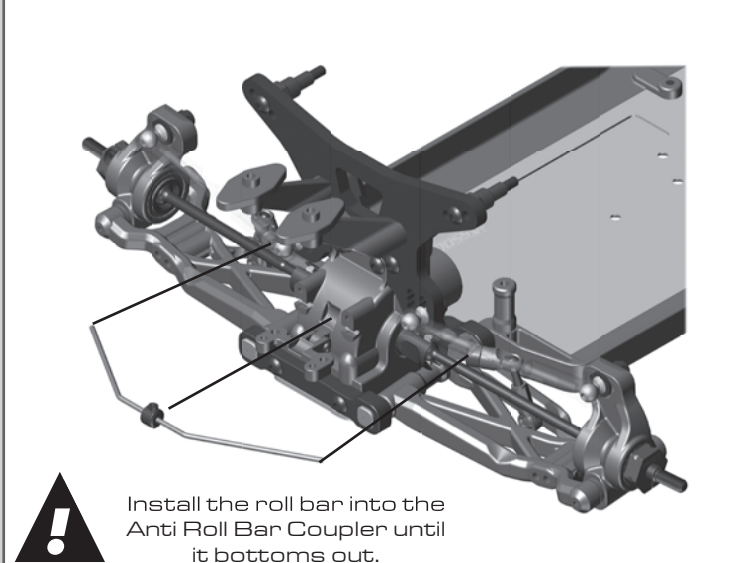
**:: Anti-Roll Bar Build - Bag 10.1, 10.2 - Step 3**



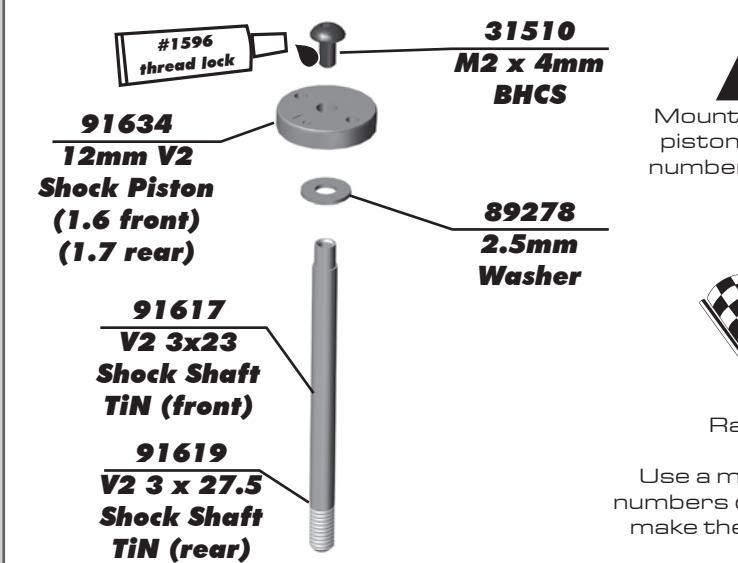
**Rear Anti Roll Bar Install**



**:: Anti-Roll Bar Build - Bag 10.1, 10.2 - Step 4**



**:: Shocks Build - Bag 11.1, 11.2, 11.3 - Step 1**




Mount the shock pistons with the number facing up!



Racers Tip:

Use a marker over the numbers on the pistons to make them easily visible!



**:: Shocks Build - Bag 11.1, 11.2, 11.3 - Step 2**

**91480**  
12x23mm V2 Shock Bodies (front)

**91481**  
12x27.5mm V2 Shock Bodies (rear)

**91493** X-Ring

**91495** V2 Shock Spacer

**91495** V2 Shock Hat Bushing

**91491**  
12mm Shock Cap O-Ring

**31327**  
VCS3 Shock Bottom Cap O-Ring

**31327**  
VCS3 Shock Bottom Cap

**91721**  
Shock Eyelet  
Front Shocks - Long  
Rear Shocks - Short

**91721**  
Shock Pivot Ball

There is a short and long shock eyelet. Front shocks use the long eyelet, rear shocks use the short eyelet.

Lightly rub shock oil on the o-ring before installation!

Racers Tip:  
Coating the X-rings with green slime (#1105) helps seal & reduce o-ring swell! **Green slime not included in kit!**

**#1105 green slime**

**:: Shocks Build - Bag 11.1, 11.2, 11.3 - Step 3**

**91449** Shock Bleeding Steps:  
12mm Shock Cap

**91492**  
M2 x 4mm BHCS

Front Shock: 37.5 wt #5433  
Rear Shock: 30 wt #5422

Stroke  
Stroke  
**Stroke Front: 21.00mm**  
**Stroke Rear: 27.5mm**

- Before assembly, install each bleed screw 1-2 turns into the shock cap, then remove the screw. This will make it easier when you are bleeding your shocks.
- Pull shock shaft down.
- Fill shock body 3/4 full with silicone shock fluid.
- Slowly move the shock shaft up and down to remove air from under the piston.
- Wait for bubbles to come to surface.
- Fill shock body to top with silicone shock fluid.
- Place a drop of oil in the cap and on cap threads.
- Install cap (without bleed screw) and tighten completely.
- Slowly compress shaft all the way to bleed excess silicone shock fluid out the hole in the cap (use rag around shock to catch excess fluid).
- Install M2x4mm button head screw until snug while shaft is fully compressed.

Steps 2-3    Steps 4-5    Steps 6-7    Step 8    Steps 9-10

**:: Shocks Build - Bag 11.1, 11.2, 11.3 - Step 4**

**91491** x4  
12mm threaded collar o-ring

**91304** x4  
12mm threaded collar

Racers Tip:  
Use your finger to rub shock oil on the o-ring for smoother adjustment!

**91331**  
12mm front spring, Yellow (3.75lb)

**91336**  
12mm rear spring, Green (2.00lb)

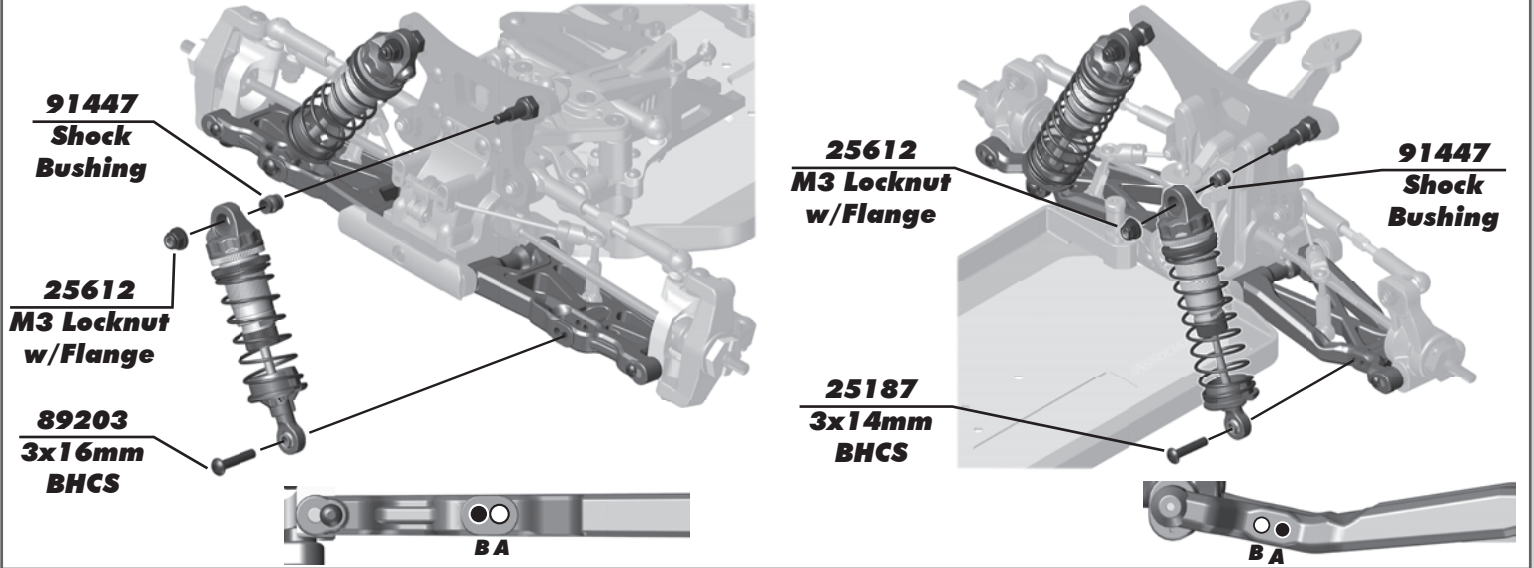
**#91310** 12mm Shock Spring Cups  
0mm    5mm    9mm

**91310**  
12mm shock spring cup  
Front: (5mm offset)  
Rear: (0mm offset)

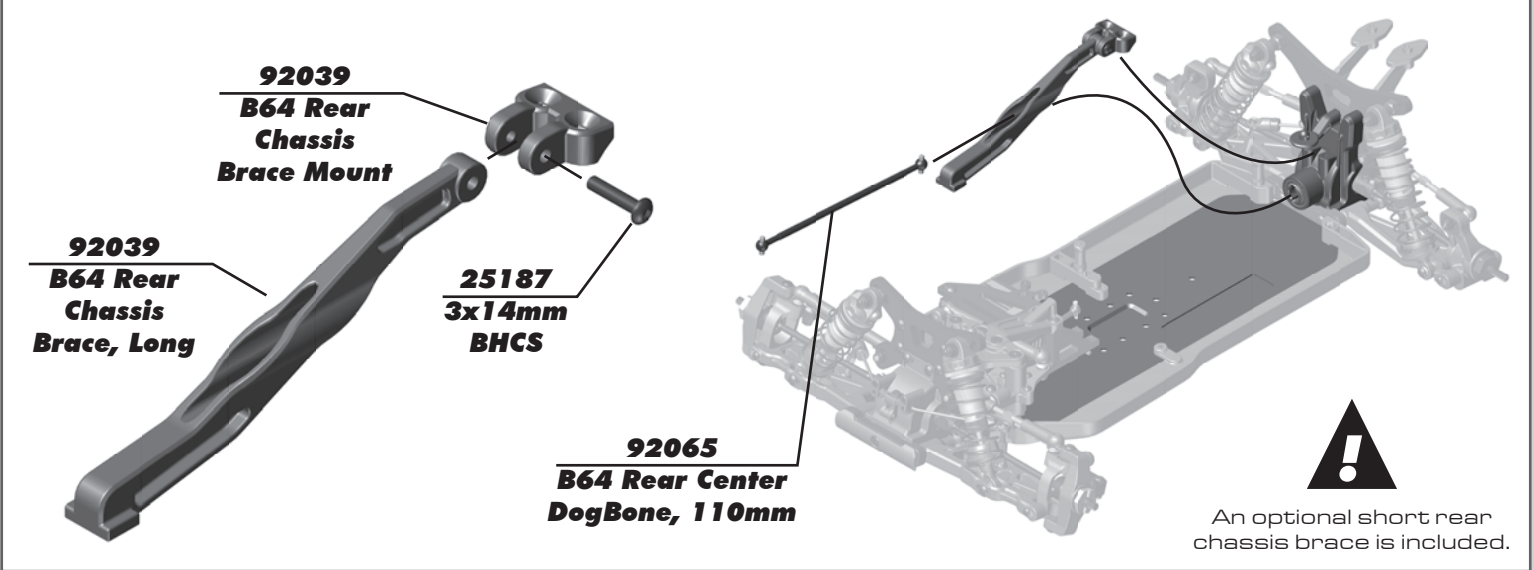
Front: 8.25mm  
Rear: 6.00mm

**Build x2 front and x2 rear shocks**

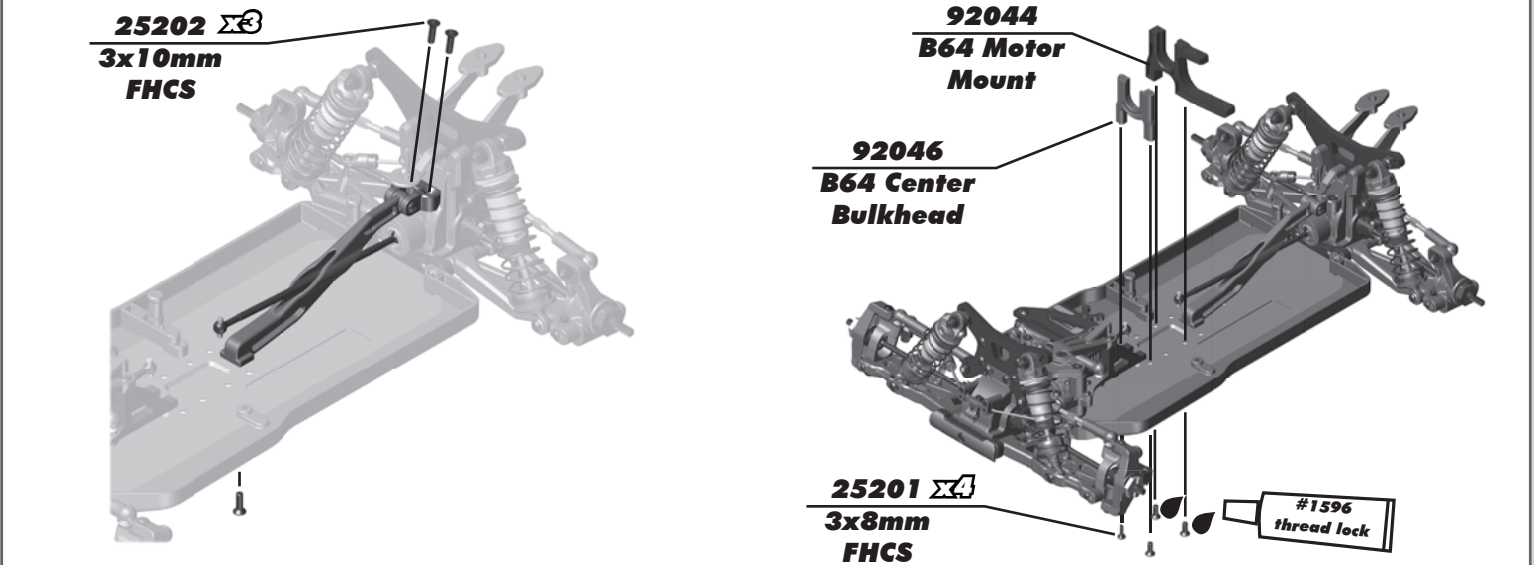
**:: Shocks Build - Bag 11.1, 11.2, 11.3 - Step 5**



**:: Center Bulkhead Build - Bag 12.1, 12.2 - Step 1**

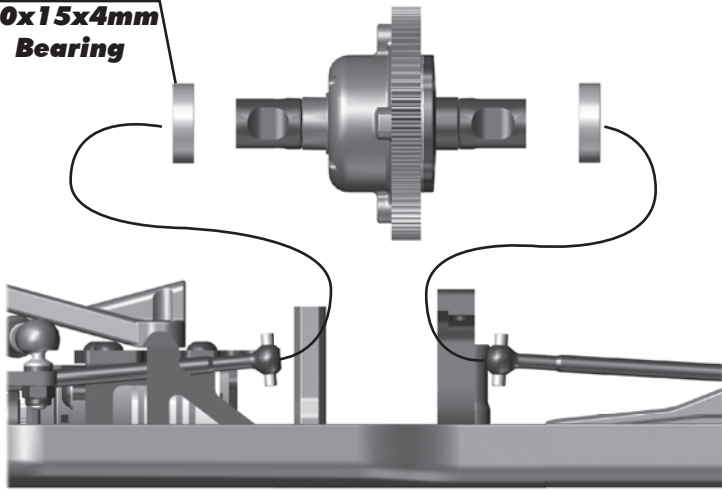


**:: Center Bulkhead Build - Bag 12.1, 12.2 - Step 2**



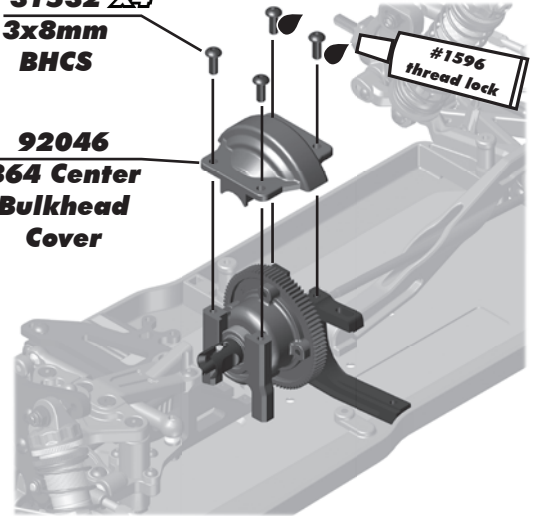
**:: Center Bulkhead Build - Bag 12.1, 12.2 - Step 3**

**91563**  $\Sigma 2$   
10x15x4mm  
Bearing



**31532**  $\Sigma 4$   
3x8mm  
BHCS

**92046**  
B64 Center  
Bulkhead  
Cover



**:: Center Bulkhead Build - Bag 12.1, 12.2 - Step 4**

**89090**  
Swaybar Ball  
Joint

**91458**  
FT Battery  
Thumbwheel

**92047**  
B64 Battery  
Strap

**5407**  
Red  
O-Ring

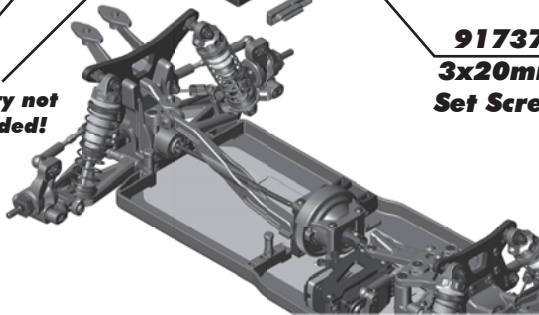
**92047**  $\Sigma 2$   
B64 Battery  
Spacer

**91737**  
3x20mm  
Set Screw

Battery not  
included!



Adjust the #89090 Ball joint according to how tall/short, your battery is.



**:: Center Bulkhead Build - Bag 12.1, 12.2 - Step 5**

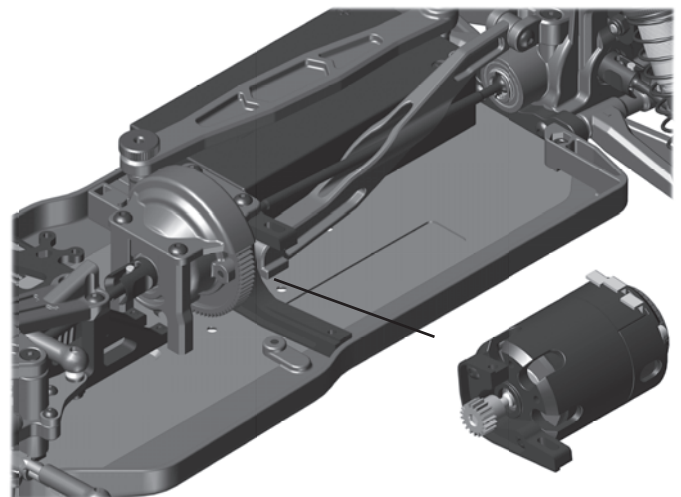
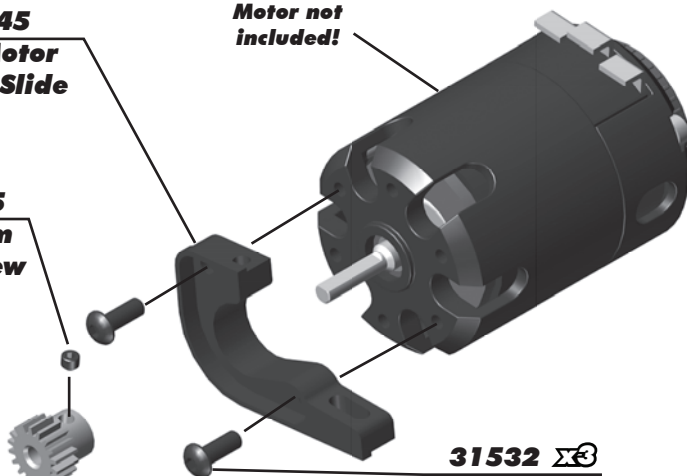
**92045**  
B64 Motor  
Mount Slide

Motor not  
included!

**25225**  
3x3mm  
Set Screw

Pinion not  
included!

**31532**  $\Sigma 3$   
3x8mm  
BHCS



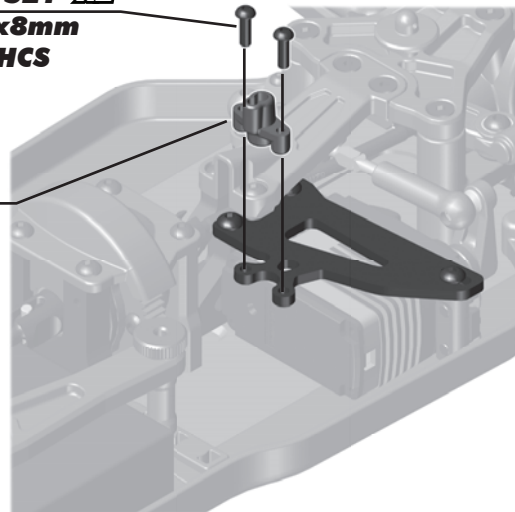
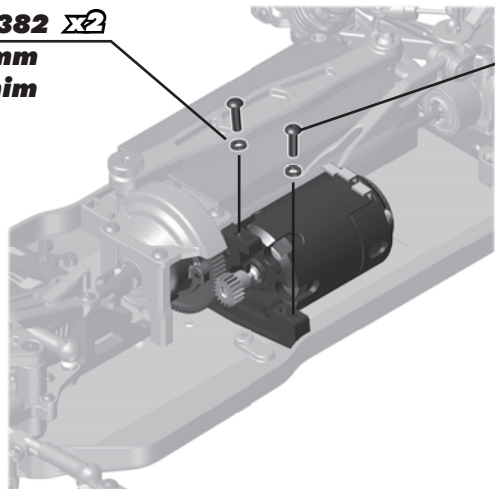
**:: Center Bulkhead Build - Bag 12.1, 12.2 - Step 6**

**31382**  $\Sigma 2$   
1mm  
Shim

**25211**  $\Sigma 2$   
3x10mm  
BHCS

**31521**  $\Sigma 2$   
2.5x8mm  
BHCS

**92042**  
B64  
Antenna  
Mount



**:: Electronics/Wheels & Tires/Body & Wing Build - Bag 13.1, 13.2 - Step 1**

ESC not  
included!

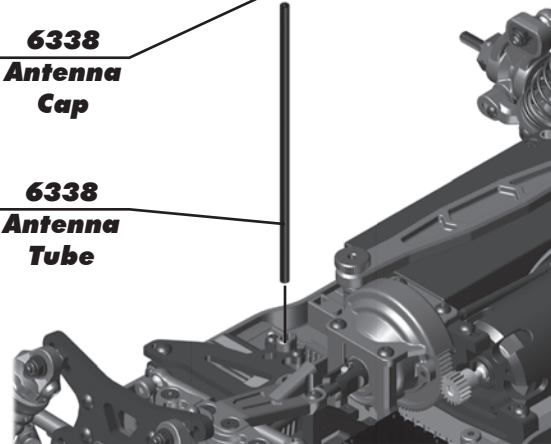
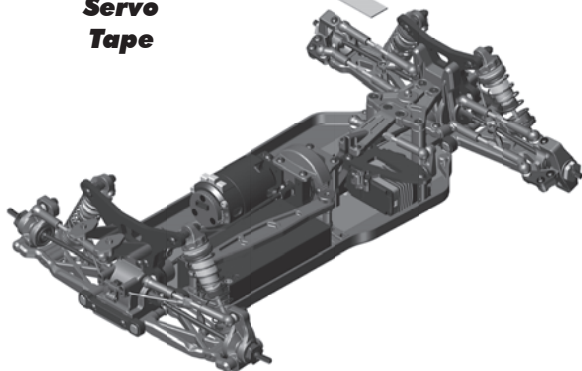
Receiver not  
included!

**6727**  
Servo  
Tape

**25225**  
3x3mm  
Set Screw

**6338**  
Antenna  
Cap

**6338**  
Antenna  
Tube



**:: Electronics/Wheels & Tires/Body & Wing Build - Bag 13.1, 13.2 - Step 2**



**Build x2**

**Wheels / Tires and  
Inserts are  
not included!**

#1597  
CA glue

**Wheels / Tires and  
Inserts are  
not included!**


#1597  
CA glue



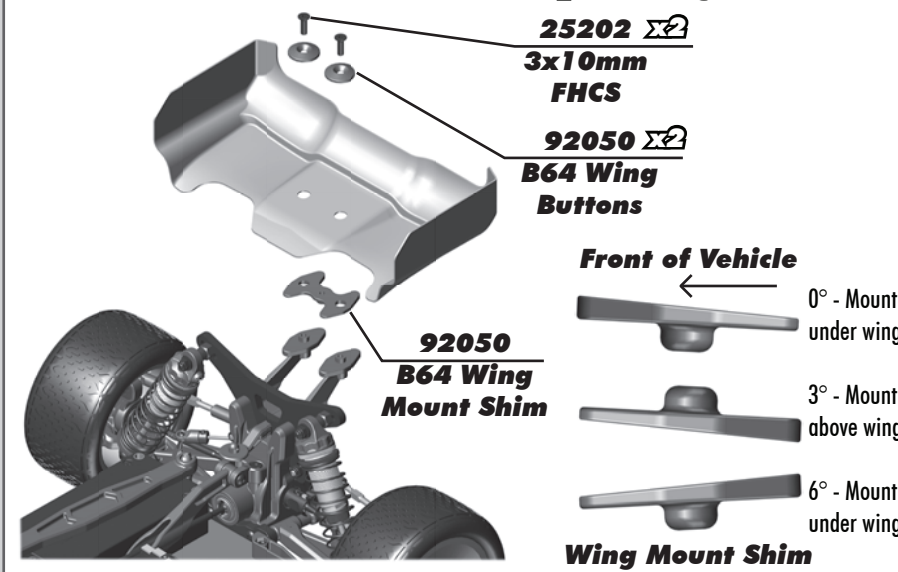
Carefully apply CA glue  
(tire adhesive) to the tire  
bead on the side. Do one  
side at a time, allowing it  
to dry before gluing the  
other side!

**CA glue not included!**

**:: Electronics/Wheels & Tires/Body & Wing Build - Bag 13.1, 13.2 - Step 2**



**:: Electronics/Wheels & Tires/Body & Wing Build - Bag 13.1, 13.2 - Step 3**



**Painting Tips:**

Your B64 comes with a clear polycarbonate body. You will need to prep the body before you can paint it. Wash the inside thoroughly with warm water and liquid detergent. Dry the body using a clean, soft, lint-free cloth. Use the supplied window masks to cover the windows from the INSIDE of the body (RC cars get painted from the inside).

Using high quality masking tape, apply tape to the inside of the body to create a design. Spray (either rattle can or airbrush) the paint to the inside of the body (preferably dark colors first, lighter colors last).

NOTE: use ONLY paint that is recommended for use with (polycarbonate) plastics. If you don't, you can destroy the plastic body!!!!).

After painting, cut the body along the trim lines. Make sure to drill or use a body reamer to make the holes for the body mounts and antenna!

**:: Notes**

**Set The Gear Mesh:**

You should be able to rock the spur gear back and forth in the teeth of the pinion gear without making the pinion gear move. If the spur gear mesh is tight, then loosen the #31532 screws and move the motor away, then try again. A gear mesh that is too tight or too loose will reduce power and damage the gear teeth.

**B64 Gear Ratio Chart (Internal Gear Ratio 2.47:1)**


Motor	Pinion	Spur	Final Drive Ratio
17.5 Reedy Sonic Brushless	31	78	6.21:1
13.5 Reedy Sonic Brushless	28	78	6.88:1
10.5 Reedy Sonic Brushless	24	81	8.95:1
9.5 Reedy Sonic Brushless	23	81	9.34:1
8.5 Reedy Sonic Brushless	22	81	9.09:1
7.5 Reedy Sonic Brushless	21	81	9.52:1
6.5 Reedy Sonic Brushless	20	81	10.00:1

**Motor Gearing:**

Proper motor gearing will result in maximum performance and run time while reducing the chance of overheating and premature motor failure. The gear ratio chart lists recommended **starting gear ratios** for the most widely used motor types. Gear ratios will vary depending upon motor brand, wind, and electronic speed control. Consult your motor and electronic speed control manufacturers for more information. Team Associated is not responsible for motor damage due to improper gearing.

**:: Shocks**

4187	.030 Nylon Washer	12
31327	VCS3 Shock Bottom Cap and O-Ring	2 ea.
31510	2x4mm BHCS	6
89278	2.5mm Washer	20
91304	12MM Threaded Collar and O-Ring	2
91310	12MM Shock Spring Cups (+0mm, +5mm, +9mm)	4 ea.
91449	12MM V2 Composite Shock Cap w/O-ring and bleeder screw	4
91480	12x23MM V2 Shock Bodies	2
91481	12x27.5MM V2 Shock Bodies	2
91491	12MM V2 Shock Rebuild Kit	1
91492	M2 x 4mm BHCS with Washer	2
91493	FT Low Friction X-Rings	8
91494	FT 12mm Machined Shock Spacers, V2 - Set	1
91495	12 mm V2 X-Ring Rebuild Kit	1
91617	3 x 23mm Shock Shaft (V2), TiN	2
91619	3 x 27.5mm Shock Shaft (V2), TiN	2
91634	12mm V2 Shock Pistons (2x1.5, 2x1.6, 2x1.7)	4 ea.
91721	Shock Eyelets w/Pivot Ball, B6	4 ea.



**:: Shock Springs**

91325	12MM Front SPRING BRN 2.85	Pr.
91326	12MM Front SPRING BLK 3.00	Pr.
91327	12MM Front SPRING GRN 3.15	Pr.
91328	12MM Front SPRING WHT 3.30	Pr.
91329	12MM Front SPRING GRY 3.45	Pr.
91330	12MM Front SPRING BLU 3.60	Pr.
91331	12MM Front SPRING YLW 3.75 - Kit	Pr.
91332	12MM Front SPRING RED 3.90	Pr.
91333	12MM Front SPRING ORN 4.05	Pr.
91334	12MM Front SPRING PRL 4.20	Pr.
91335	12MM Rear SPRING BLK 1.90	Pr.
91336	12MM Rear SPRING GRN 2.00 - Kit	Pr.
91337	12MM Rear SPRING WHT 2.10	Pr.
91338	12MM Rear SPRING GRY 2.20	Pr.
91339	12MM Rear SPRING BLU 2.30	Pr.
91340	12MM Rear SPRING YLW 2.40	Pr.
91341	12mm Big Bore Front Soft Spring Kit	1
91342	12mm Big Bore Front Medium Spring Kit	1
91343	12mm Big Bore Front Hard Spring Kit	1
91344	12mm Big Bore Rear Soft Spring Kit	1
91345	12mm Big Bore Rear Medium Spring Kit	1




**:: Shock Fluid**

5420	10 Weight Silicone Shock Fluid	2oz.
5421	20 Weight Silicone Shock Fluid	2oz.
5422	30 Weight Silicone Shock Fluid	2oz.
5423	40 Weight Silicone Shock Fluid	2oz.
5424	22.5 Weight Silicone Shock Fluid	2oz.
5425	80 Weight Silicone Shock Fluid	2oz.
5426	27.5 Weight Silicone Shock Fluid	2oz.
5427	15 Weight Silicone Shock Fluid	2oz.
5428	25 Weight Silicone Shock Fluid	2oz.
5429	35 Weight Silicone Shock Fluid	2oz.
5430	45 Weight Silicone Shock Fluid	2oz.
5431	55 Weight Silicone Shock Fluid	2oz.
5432	32.5 Weight Silicone Shock Fluid	2oz.
5433	37.5 Weight Silicone Shock Fluid	2oz.
5434	42.5 Weight Silicone Shock Fluid	2oz.
5435	50 Weight Silicone Shock Fluid	2oz.
5436	60 Weight Silicone Shock Fluid	2oz.
5437	70 Weight Silicone Shock Fluid	2oz.
5438	47.5 Weight Silicone Shock Fluid	2oz.




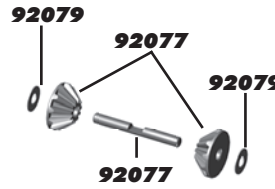
**:: Pinions**

1335	17T 48P Aluminum Pinion Gear	1
1336	18T 48P Aluminum Pinion Gear	1
1337	19T 48P Aluminum Pinion Gear	1
1338	20T 48P Aluminum Pinion Gear	1
1339	21T 48P Aluminum Pinion Gear	1
1340	22T 48P Aluminum Pinion Gear	1
1341	23T 48P Aluminum Pinion Gear	1
1342	24T 48P Aluminum Pinion Gear	1
1343	25T 48P Aluminum Pinion Gear	1
1344	26T 48P Aluminum Pinion Gear	1
1345	27T 48P Aluminum Pinion Gear	1
1346	28T 48P Aluminum Pinion Gear	1
1347	29T 48P Aluminum Pinion Gear	1
1348	30T 48P Aluminum Pinion Gear	1
1349	31T 48P Aluminum Pinion Gear	1
1350	32T 48P Aluminum Pinion Gear	1
1351	33T 48P Aluminum Pinion Gear	1
1352	34T 48P Aluminum Pinion Gear	1
1353	35T 48P Aluminum Pinion Gear	1
25225	M3 x 3mm Set Screw	20



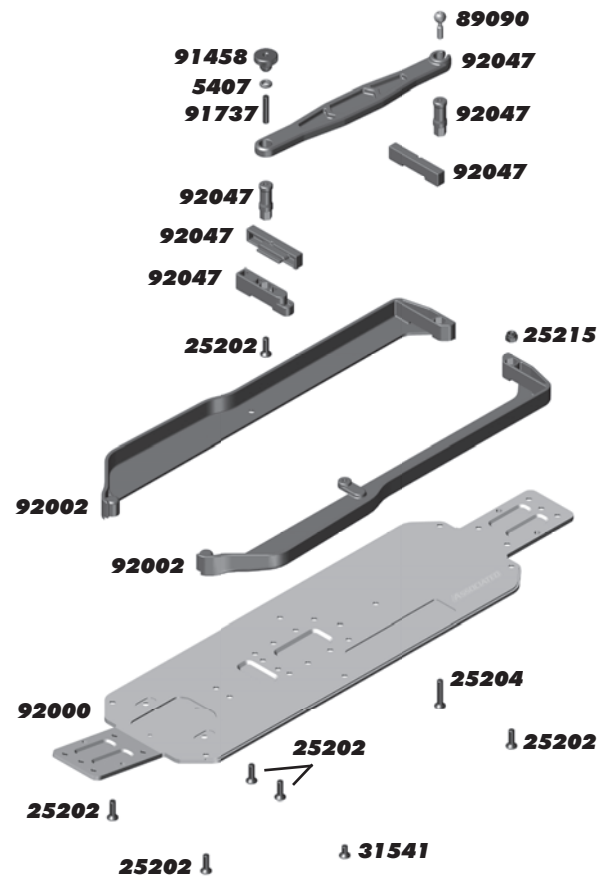
**:: Gear Differentials**

31448	2.5x8mm FHCS	6
31531	3x6mm BHCS	6
91563	FT Bearings, 10x15x4mm	4
92073	B64 Gear Diff Kit, Front/Rear	1
92074	B64 Gear Diff Kit, Center	1
92075	B64 Ring Gear, 42T	1
92076	B64 Gear Diff Rebuild Kit, Plastic	1
92077	B64 Gear Diff Rebuild Kit, Metal	1
92078	B64 Diff Gasket/O-Rings	1
92079	B64 Diff Shim Kit	1
92080	B64 Diff Cases, Front, Center, Rear Set	1
92082	B64 Gear Diff Outdrives	2
92083	B64 Aluminum Center Diff Cap	1
92084	B64 Spur Gear, 78T	1
92085	B64 Spur Gear, 81T	1
5450	Silicone Diff Fluid 1,000CST	1
5451	Silicone Diff Fluid 2,000CST	1
5452	Silicone Diff Fluid 3,000CST	1
5444	Silicone Diff Fluid 4,000CST	1
5453	Silicone Diff Fluid 5,000CST	1
5446	Silicone Diff Fluid 6,000CST	1
5454	Silicone Diff Fluid 7,000CST	1
5455	Silicone Diff Fluid 10,000CST	1
5466	Silicone Diff Fluid 15,000CST	1
5456	Silicone Diff Fluid 20,000CST	1
5457	Silicone Diff Fluid 30,000CST	1
5458	Silicone Diff Fluid 60,000CST	1
5448	Silicone Diff Fluid 80,000CST	1
5459	Silicone Diff Fluid 100,000CST	1
5461	Silicone Diff Fluid 200,000CST	1
5463	Silicone Diff Fluid 500,000CST	1
5465	Silicone Diff Fluid 1,000,000CST	1



**:: Chassis / Battery Mounts / Chassis Braces**

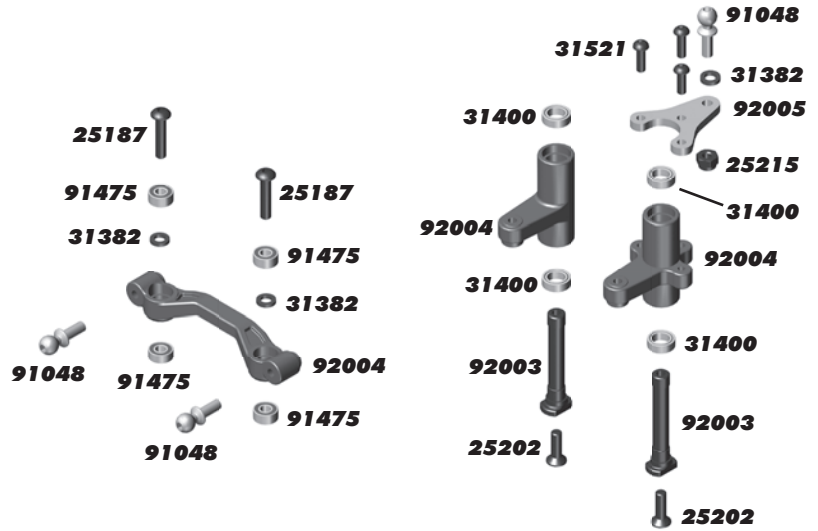
5407	Red O-Ring	8
21173	Body Clips, Small	12
25187	3x14mm BHCS	20
25201	3x8mm FHCS	20
25202	3x10mm FHCS	20
25204	3x16mm FHCS	20
25215	Locknut, M3	20
31532	3x8mm BHCS	6
31541	3x6mm FHCS	6
89090	Swaybar Ball Joints	4
91458	FT Battery Strap Thumbwheels	2
91737	3x20mm Set Screw	6
92000	B64 Chassis	1
92002	B64 Side Rails	Pr.
92038	B64 Top Plate / Body Posts	1
92039	B64 Chassis Braces Set	1
92047	B64 Battery Mount Set	1





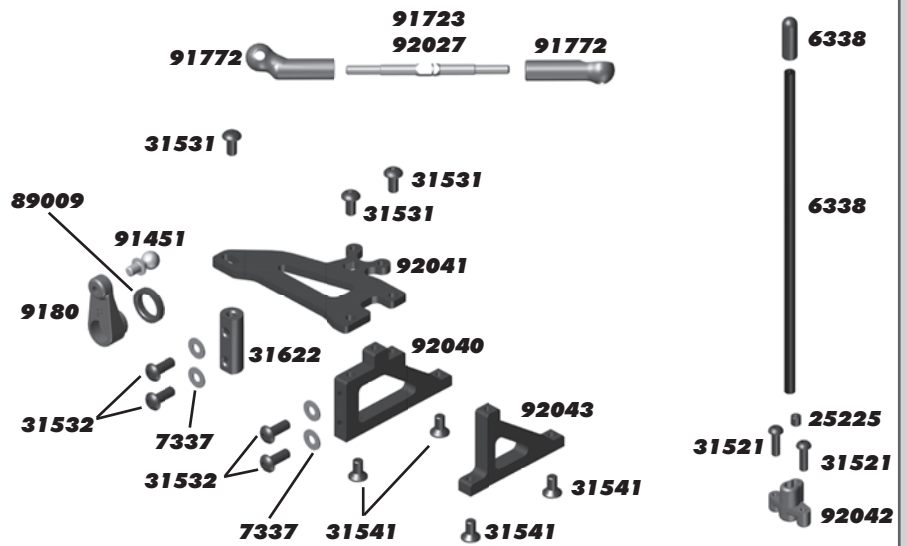
**:: Steering**

25187	3x14mm BHCS	20
25202	3x10mm FHCS	20
25215	Locknut, M3	20
31382	Alum. Washers, 5.5x1.0mm	10
31400	5x8mm Bearings	2
31521	2.5x8mm BHCS	6
91048	HD Ballstuds, 8mm	8
91475	3x7x3mm Bearings	8
92003	B64 Steering Posts	2
92004	B64 Bellcrank / Rack	1
92005	B64 Bellcrank Input, 18mm	1



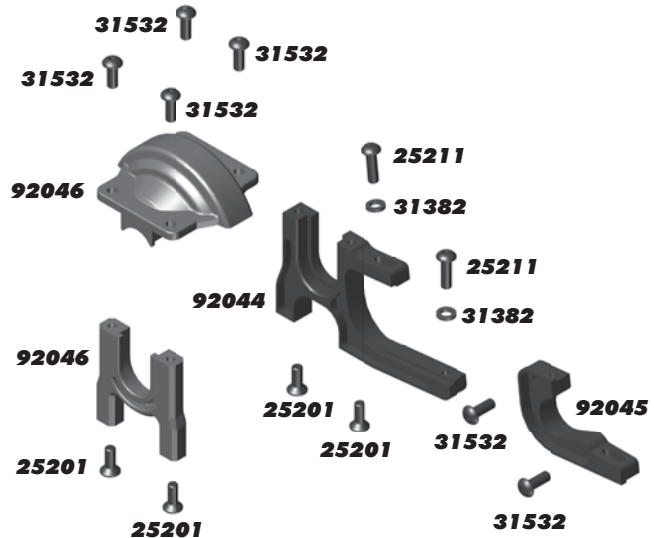
**:: Servo / Turnbuckle**

6338	Antenna Tube, 12" and Cap	1
7337	.250x.125x.015 Washer	4
9180	Servo Horns, Molded	1
25225	3x3mm Set Screws	20
31521	2.5x8mm BHCS	6
31531	3x6mm BHCS	6
31532	3x8mm BHCS	6
31541	3x6mm FHCS	6
31622	FY Servo Mount Set	1
89009	Servo Support Ring & Washer	1
91451	HD Ballstuds, 4mm	8
91722	B6 Ballcups	1
91723	3x48mm Turnbuckles	2
92027	3x42mm Turnbuckles	2
92040	B64 Servo Mount	1
92041	B64 Floating Servo Brace	1
92042	B64 Antenna Mount	1
92043	B64 Front Chassis Brace Mount	1



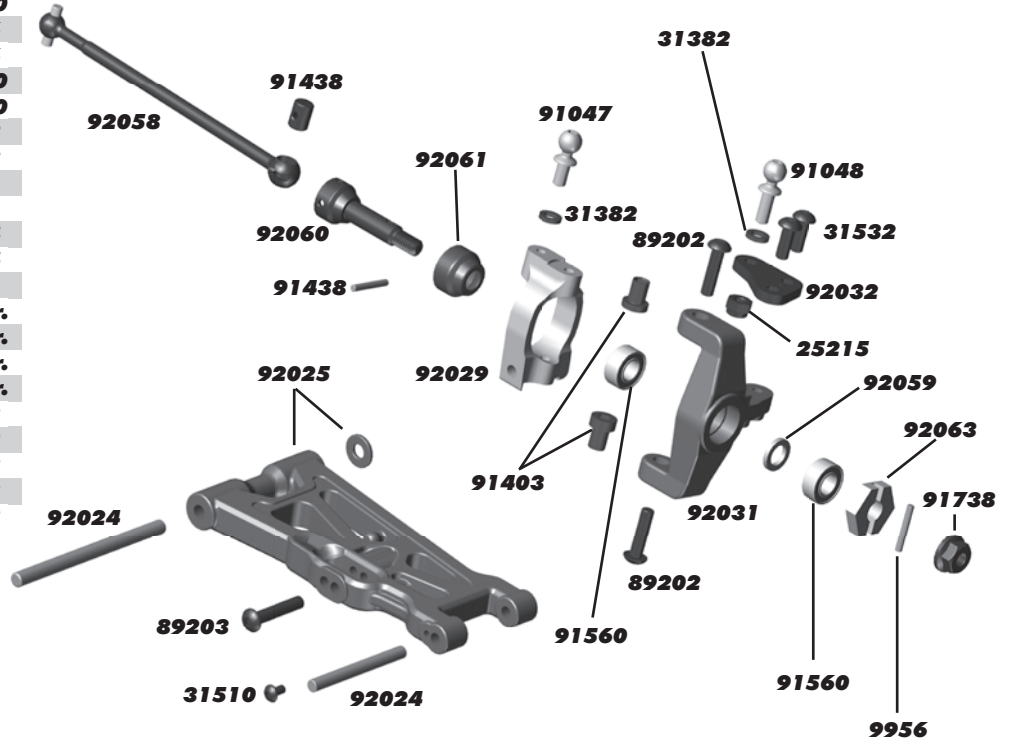
**:: Center Bulkhead**

25201	3x8mm FHCS	20
25211	3x10mm BHCS	20
31382	Alum. Washers, 5.5x1.0mm	10
31532	3x8mm BHCS	6
92044	B64 Motor Mount	1
92045	B64 Motor Mount Slide	1
92046	B64 Center Bulkhead/Cover	1



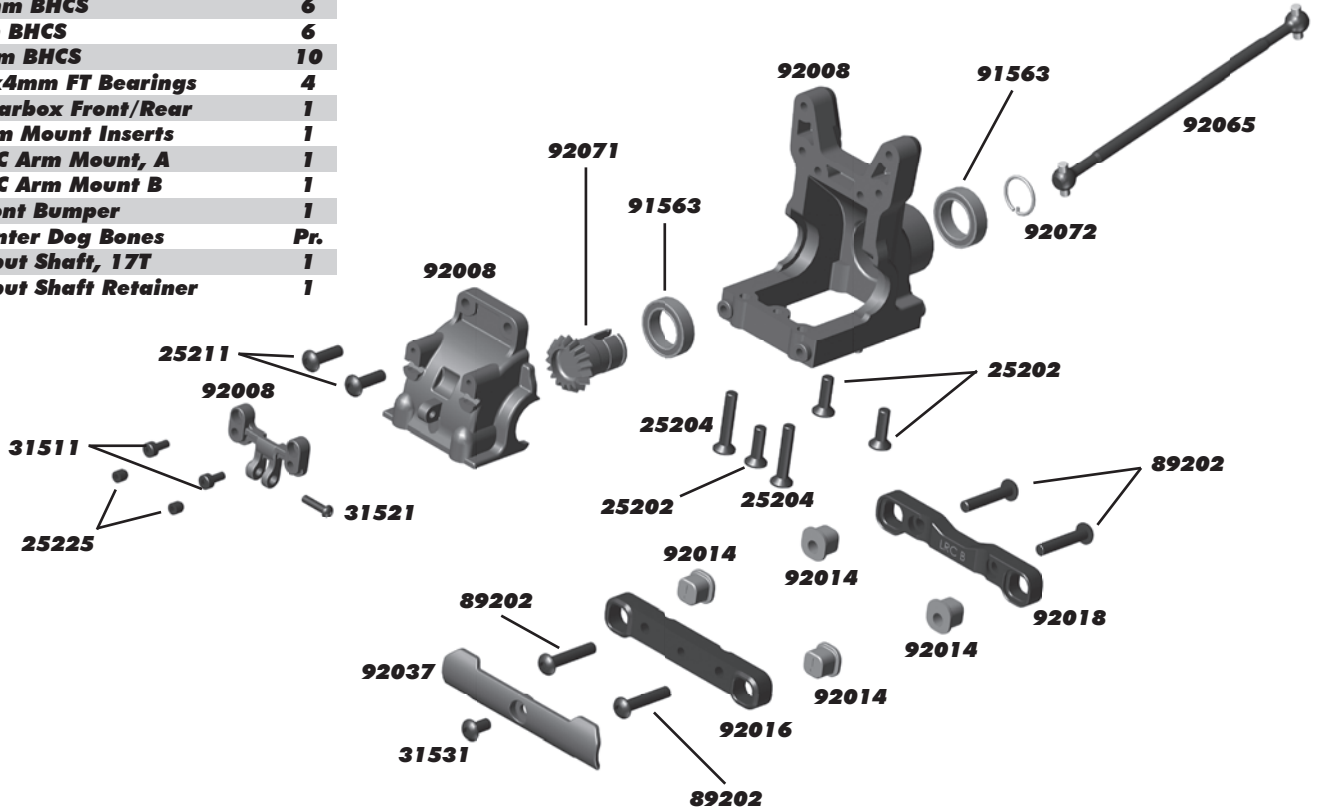
**:: Front Suspension**

9956	Front Hex Roll Pins	6
25215	Locknut, M3	20
31382	Alum. Washers, 5.5x1.0mm	10
31510	2x4mm BHCS	6
31532	3x8mm BHCS	6
89202	3x12mm BHCS	10
89203	3x16mm BHCS	10
91047	HD Ballstuds, 6mm	8
91048	HD Ballstuds, 8mm	8
91403	Caster Block Bushings, Offset	1
91438	CVA Rebuild Kit	1
91560	5x10x4mm FT Bearings	4
91738	M4 Serrated Nuts, Black	4
92024	B64 Hinge Pin Set	1
92025	B64 Front Arms	Pr.
92029	B64 Alum. Caster Block, 10°	Pr.
92031	B64 Steering Blocks	Pr.
92032	B64 Steering Block Arms	Pr.
92058	B64 Front CVA Bones	2
92059	B64 Front Crush Tubes	2
92060	B64 Front CVA Axle	2
92061	B64 Front CVA Retainer	2
92063	B64 Front Wheel Hex, 12mm	2



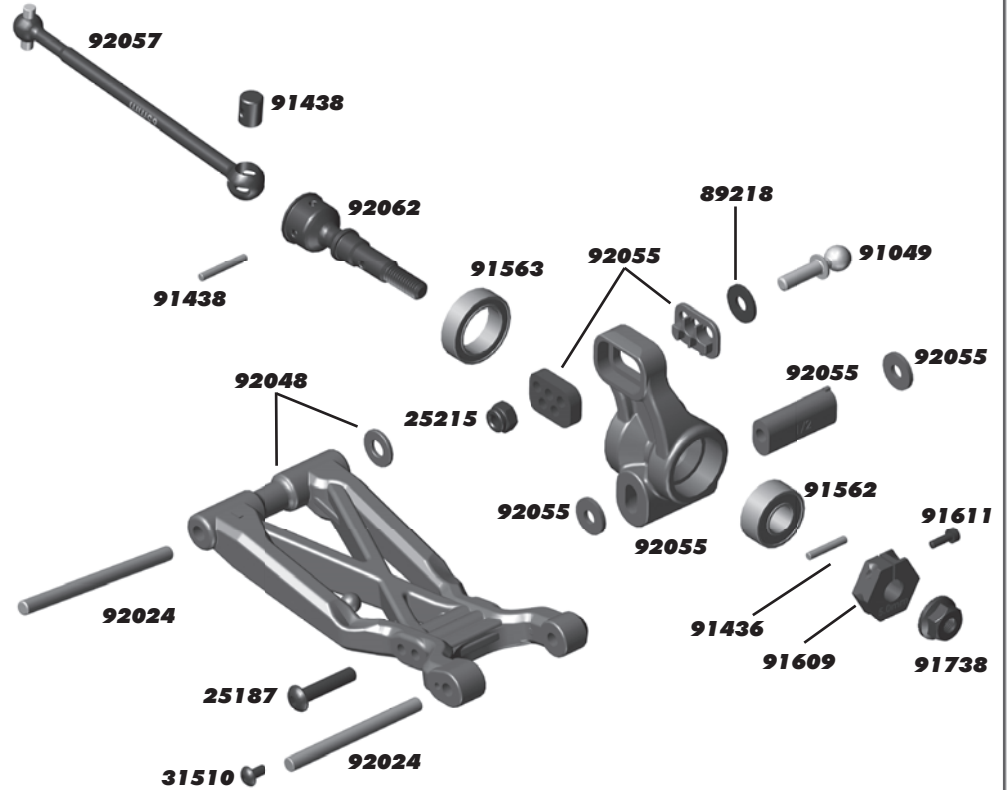
**:: Front Gearbox**

25202	3x10mm FHCS	20
25204	3x16mm FHCS	20
25211	3x10mm BHCS	20
25225	3x3mm Set Screw	20
31511	2x5mm SHCS	6
31521	2.5x8mm BHCS	6
31531	3x6mm BHCS	6
89202	3x12mm BHCS	10
91563	10x15x4mm FT Bearings	4
92008	B64 Gearbox Front/Rear	1
92014	B64 Arm Mount Inserts	1
92016	B64 LRC Arm Mount, A	1
92018	B64 LRC Arm Mount B	1
92037	B64 Front Bumper	1
92065	B64 Center Dog Bones	Pr.
92071	B64 Input Shaft, 17T	1
92072	B64 Input Shaft Retainer	1



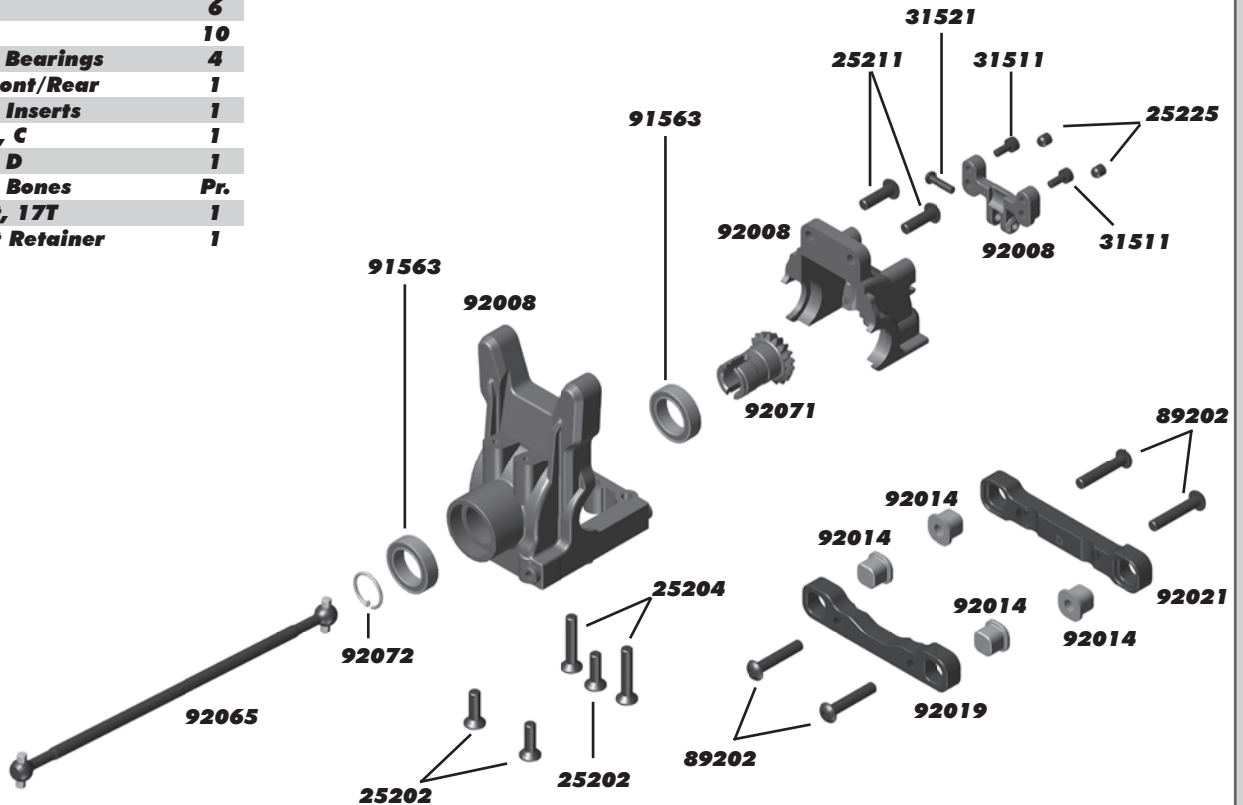
**:: Rear Suspension**

25187	3x14mm BHCS	20
25215	Locknut, M3	20
31510	2x4mm BHCS	6
89218	3x8mm Washer	10
91049	HD Ballstuds, 10mm	8
91436	CVA/Wheel Hex Pins	4
91438	CVA Rebuild Kit	1
91562	6x13x5mm Bearings	4
91563	10x15x4mm Bearings	4
91609	FT Clamping Wheel Hexes, 5.0mm	2
91611	1.6x5mm SHCS	4
91738	M4 Serrated Nuts, Black	4
92024	B64 Hinge Pin Set	1
92048	B64 Rear Arms	Pr.
92055	B64 Rear Hubs	Pr.
92057	B64 Rear CVA Set	1
92062	B64 Rear Axle	2



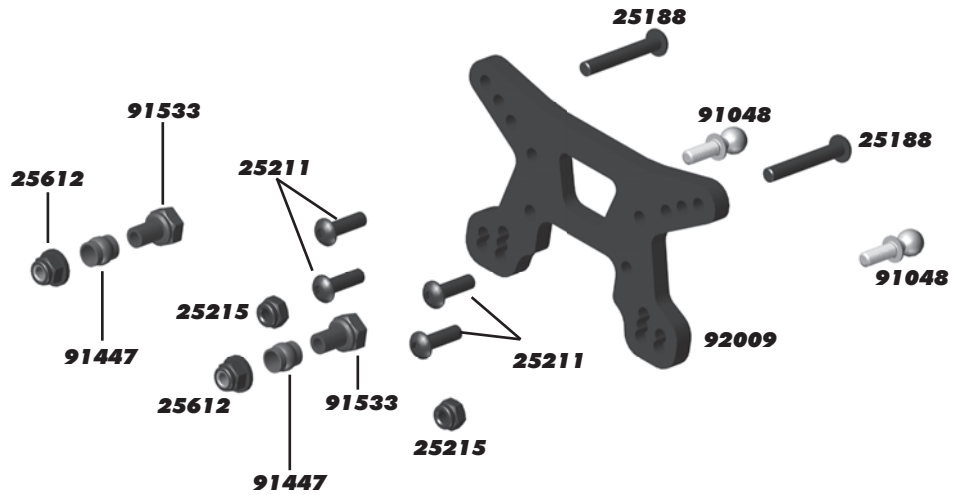
**:: Rear Gearbox**

25202	3x10mm FHCS	20
25204	3x16mm FHCS	20
25211	3x10mm BHCS	20
25225	3x3mm Set Screw	20
31511	2x5mm SHCS	6
31521	2.5x8mm BHCS	6
89202	3x12mm BHCS	10
91563	10x15x4mm FT Bearings	4
92008	B64 Gearbox Front/Rear	1
92014	B64 Arm Mount Inserts	1
92019	B64 Arm Mount, C	1
92021	B64 Arm Mount D	1
92065	B64 Center Dog Bones	Pr.
92071	B64 Input Shaft, 17T	1
92072	B64 Input Shaft Retainer	1



**:: Front Shock Tower**

25188	3x20mm BHCS	20
25211	3x10mm BHCS	20
25215	Locknut, M3	20
25612	Locknut, M3 with Flange	20
91048	HD Ballstuds, 8mm	8
91447	Shock Bushing Balls	4
91533	Shock Bushings, Short	4
92009	B64 Front Shock Tower	1



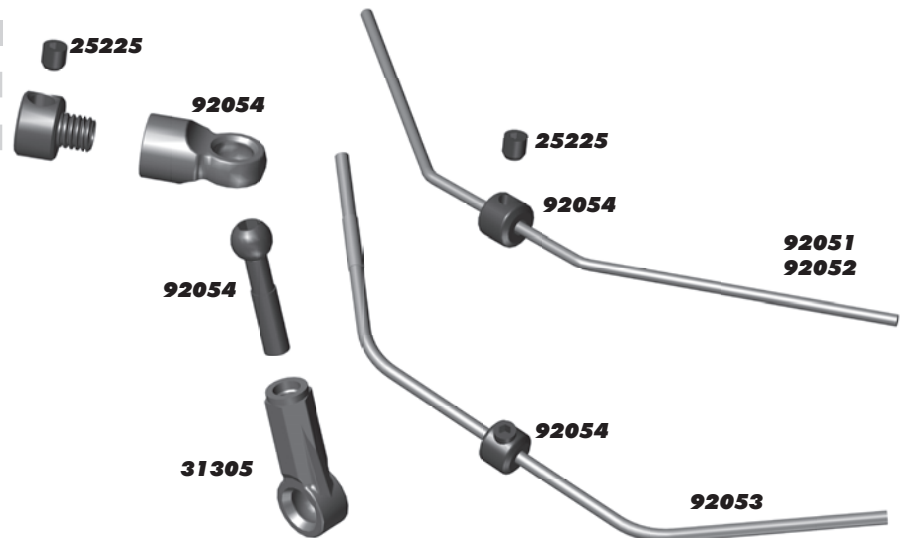
**:: Rear Shock Tower**

21173	Body Clips, Small	12
25187	3x14mm BHCS	20
25202	3x10mm FHCS	20
25211	3x10mm BHCS	20
25215	Locknut, M3	20
25612	Locknut, M3 with Flange	20
89204	3x24mm BHCS	10
91048	HD Ballstuds, 8mm	8
91447	Shock Bushing Balls	4
91720	Shock Bushings, Long	4
92012	B64 Rear Shock Tower	1
92038	B64 Rear Body Post	1
92050	B64 Wing Mount Set	1



**:: Anti Roll Bars**

25225	3x3mm Set Screws	20
31305	Turnbuckle Eyelets	14
92051	B64 Anti Roll Bar Set, Front, Soft - Kit	1
92052	B64 Anti Roll Bar Set, Front, Firm	1
92053	B64 Anti Roll Bar Set, Rear - Kit	1
92054	B64 Anti Roll Bar Hardware	1



## :: Factory Team and Option Parts

1364	FT Aluminum Servo Horn, 23T, 15.5mm	1
1366	FT Aluminum Servo Horn, 25T, 15.5mm	1
31381	Aluminum Ballstud Washers, 5.5x0.5mm	10
31382	Aluminum Ballstud Washers, 5.5x1.0mm	10
31383	Aluminum Ballstud Washers, 5.5x2.0mm	10
71014	FT Clamping Wheel Hexes, 8.5mm	2
71034	FT Clamping Wheel Hexes, 6.0mm	2
91118	FT HD Ballstuds, 6mm TiN	2
91119	FT HD Ballstuds, 8mm TiN	2
91120	FT HD Ballstuds, 10mm TiN	2
91450	12mm V2 Aluminum Shock Cap (2 screws, 2 bleeder gaskets, and 2 o-rings)	2
91452	FT HD Ballstuds, 4mm TiN	2
91494	FT 12mm Machined Shock Spacers, V2	1
91576	FT 12x23 mm FOX(R) Shock Bodies with Genuine Kashima Coat, V2, threaded	2
91577	FT 12x27.5 mm FOX(R) Shock Bodies with Genuine Kashima Coat, V2, threaded	2
91580	Titanium Screws, 3x6mm BHCS	4
91581	Titanium Screws, 3x8mm BHCS	4
91582	Titanium Screws, 3x10mm BHCS	4
91583	Titanium Screws, 3x12mm BHCS	4
91584	Titanium Screws, 3x14mm BHCS	4
91585	Titanium Screws, 3x16mm BHCS	4
91588	Titanium Screws, 3x22mm BHCS	4
91589	Titanium Screws, 3x24mm BHCS	4
91592	Titanium Screws, 3x8mm FHCS	4
91593	Titanium Screws, 3x10mm FHCS	4
91594	Titanium Screws, 3x12mm FHCS	4
91595	Titanium Screws, 3x14mm FHCS	4
91596	Titanium Screws, 3x16mm FHCS	4
91597	Titanium Screws, 3x18mm FHCS	4
91610	FT Clamping Wheel Hexes, 7.0mm	2
91618	3 x 23mm Shock Shaft (V2), Chrome	2
91620	3 x 27.5mm Shock Shaft (V2), Chrome	2
91625	FT 12mm Pistons V2, 2 x 1.5, flat	4
91626	FT 12mm Pistons (V2), 2x1.6 mm, flat	4
91627	FT 12mm Pistons V2, 2 x 1.7, flat	4
91628	FT 12mm Pistons (V2), 3x1.4 mm, flat	4
91630	FT 12mm Pistons (V2), Blank, flat	4
91631	FT 12mm Pistons (V2), 3x1.4 mm, tapered	4
91633	FT 12mm Pistons (V2), Blank, tapered	4
91750	HD Titanium Ball Stud, 4mm	2
91751	HD Titanium Ball Stud, 6mm	2
91752	HD Titanium Ball Stud, 8mm	2
91753	HD Titanium Ball Stud, 10mm	2
92026	B64 Front Arms, Hard	Pr.
92028	B64 Aluminum Caster Block, 7 Degree	Pr.
92030	B64 Aluminum Caster Block, 13 Degree	Pr.
92049	B64 Rear Arms, Hard	Pr.
92064	FT Wheel Pins, 12mm	4
92067	B64 Center Dogbones (FWD Slipper) Req. #92090	Set
92069	B64 Drivetrain Bearing Set	1
92076	B64 Gear Diff Rebuild, Plastic	1
92084	B64 Spur Gear, 78T	1
92097	FT B64 Battery Strap, Carbon Fiber	1
92100	FT Wing Buttons, Aluminum, Black	2
92089	B64 Slipper Kit - Req. #92067	1
92090	B64 Slipper Hub	1
92091	B64 Slipper Basket Hub	1
92092	B64 Slipper Shaft/Outdrive	1
92093	B64 Slipper Nut	1

## :: Body and Decals

91741	RC10B6 Wing	1
91743	Adhesive Hook and Loop	1
92086	RC10B64 Decal Sheet	1
92087	RC10B64 Clear Body	1
92088	RC10B64 Lightweight Clear Body	1

## :: Wheels

9695	Buggy Rear Wheel Hex, white	2
9696	Buggy Rear Wheel Hex, yellow	2
91570	61mm Buggy Rear Wheel, White	2
91571	61mm Buggy Rear Wheel, Yellow	2
91574	61mm 4WD Buggy Front Wheel, White	2
91575	61mm 4WD Buggy Front Wheel, Yellow	2
92095	12 mm 4WD 2.2 in Front Wheels, white	2
92096	12 mm 4WD 2.2 in Front Wheels, yellow	2

## :: Reedy Batteries

302	AA Alkaline 1.5V (4)	1
304	LiPo Pro TX/RX Battery 1600mAh 7.4V Flat	1
305	LiFe Pro TX/RX Battery 1300mAh 6.6V Flat	1
315	LiPo Pro TX/RX Battery 2100mAh 7.4V Flat	1
319	LiPo 70C 3900mAh 7.4V LP Shorty	1
322	LiPo 70C 5300mAh 7.4V LP Shorty	1
323	LiPo 50C 3400mAh 7.4V LP Shorty	1
637	LiPo TX Battery - M11X 2500mAh 7.4V	1
738	Wolfpack LiPo 3800mAh 7.4V 25C Shorty	1
27305	Zappers LiPo 100C 4800mAh 7.6V Shorty 210g	1
27306	Zappers LiPo 100C 4400mAh 7.4V Shorty 210g	1
27307	Zappers LiPo 70C 5800mAh 7.6V Shorty 225g	1
27308	Zappers LiPo 70C 5400mAh 7.4V Shorty 225g	1
27310	Zappers LiPo 100C 3600mAh 7.6V LP Shorty 150g	1

## :: Reedy Chargers / Accessories

27200	1216-C2 Dual AC/DC Competition Battery Charger - US Plug	1
27200CN	1216-C2 Dual AC/DC Competition Battery Charger - CHN Plug	1
27200EU	1216-C2 Dual AC/DC Competition Battery Charger - EURO Plug	1
27200UK	1216-C2 Dual AC/DC Competition Battery Charger - UK Plug	1
607	Charge Harness 2S Standard Pack 4mm	1
611	Charge Harness 2S Standard Pack 5mm	1
996	5.0mm 1S-2S Balance Charge lead w/SP Clip (4mm)	1
997	4.0mm 1S-2S Balance Charge lead w/SP Clip (4mm)	1
27220	7-in-1 Universal Charge Lead (4mm)	1
27221	T-plug Charge Lead (4mm)	1
27222	XH 2-6S Balance Board (4mm)	1
27223	RX Charger Lead FUT (4mm)	1
27224	US to IEC 320 C5 angle 1M AC Power Cord	1
27225	US to IEC 320 C5 angle .5M AC Power Cord	1
27226	EU to IEC 320 C5 angle 1M AC Power Cord	1
27227	UK to IEC 320 C5 angle 1M AC Power Cord	1
27228	AU to IEC 320 C5 angle 1M AC Power Cord	1
27229	CN to IEC 320 C5 angle 1M AC Power Cord	1

**:: Reedy Motors / Spare Parts / Accessories**

252	Sonic 540-M3 25.5	1
253	Sonic 540-M3 21.5	1
254	Sonic 540-M3 17.5	1
255	Sonic 540-M3 13.5	1
256	Sonic 540-M3 10.5	1
257	Sonic 540-M3 9.5	1
258	Sonic 540-M3 8.5	1
259	Sonic 540-M3 8.0	1
260	Sonic 540-M3 7.5	1
261	Sonic 540-M3 7.0	1
262	Sonic 540-M3 6.5	1
263	Sonic 540-M3 6.0	1
264	Sonic 540-M3 5.5	1
265	Sonic 540-M3 5.0	1
266	Sonic 540-M3 4.5	1
267	Sonic 540-M3 4.0	1
268	Sonic 540-M3 3.5	1
269	Sonic 540-M3 SS 17.5 1S	1
270	Sonic 540-M3 SS 13.5 1S	1
284	Sonic 540-M3 SS 21.5 1S	1
285	Sonic 540-M3 SS 10.5 1S	1
287	Sonic 540-M3 25.5 ROAR Spec	1
271	Sonic 540-M3 Spec Rotor 12.0 x 7.25 x 25.3	1
272	Sonic 540-M3 Spec Rotor 12.2 x 7.25 x 25.3	1
273	Sonic 540-M3 Spec Rotor 12.5 x 7.25 x 25.3	1
274	Sonic 540-M3 Mod Rotor 12.3 x 5.0 x 25.3	1
275	Sonic 540-M3 Mod Rotor 12.5 x 5.0 x 25.3	1
276	Sonic 540-M3 Mod Rotor 13.0 x 5.0 x 25.3	1
277	Sonic 540-M3 Stainless Steel Bearing Set	1
278	Sonic 540-M3 Ceramic Bearing Set	1
279	Sonic 540-M3 Sensor Assembly	1
280	Sonic 540-M3 Rotor Spacer Set	1
281	Sonic 540-M3 Case Screws w/Insulator	1
282	Sonic 540-M3 Motor Mounting Plate 1S	1
283	Sonic 540-M3 Motor Mounting Plate	1
978	Flat Sensor Wire 70mm	1
979	Flat Sensor Wire 110mm	1
980	Flat Sensor Wire 150mm	1
981	Flat Sensor Wire 200mm	1
982	Flat Sensor Wire 270mm	1
994	Flat Sensor Wire 125mm	1
995	Flat Sensor Wire 175mm	1

**:: Reedy Servos & Accessories**

27100	RS1206 Digital HV Hi-Speed Competition Servo	1
27101	RT1508 Digital HV Hi-Torque Competition Servo	1
27102	RS1206 Servo Case Set w/screws	1
27103	RS1206 Servo Gear Set	1
27104	RT1508 Servo Case Set w/screws	1
27105	RT1508 Servo Gear Set	1
27108	RS0806 Digital HV Hi-Speed LP Competition Servo	1
27109	RT1408 Digital HV Hi-Speed LP Competition Servo	1
27110	0712MG Digital RTR Servo	1
27111	1514MG Digital RTR Servo	1
27120	RS1806A Servo Gear Set	1
27121	RT2207A Servo Gear Set	1
27124	RS0806 LP Case Set	1
27125	RS0806 LP Gear Set	1
27126	RT1408 LP Case Set	1
27127	RT1408 LP Gear Set	1

**:: Reedy ESC's**

252C	Blackbox 800Z/540-M3 25.5 Combo	1
253C	Blackbox 800Z/540-M3 21.5 Combo	1
254C	Blackbox 800Z/540-M3 17.5 Combo	1
255C	Blackbox 800Z/540-M3 13.5 Combo	1
256C	Blackbox 1000Z+/540-M3 10.5 Combo	1
258C	Blackbox 1000Z+/540-M3 8.5 Combo	1
259C	Blackbox 1000Z+/540-M3 8.0 Combo	1
260C	Blackbox 1000Z+/540-M3 7.5 Combo	1
261C	Blackbox 1000Z+/540-M3 7.0 Combo	1
262C	Blackbox 1000Z+/540-M3 6.5 Combo	1
269C	Blackbox 800Z/540-M3 17.5 SS Combo	1
270C	Blackbox 800Z/540-M3 13.5 SS Combo	1
284C	Blackbox 800Z/540-M3 21.5 SS Combo	1
285C	Blackbox 800Z/540-M3 10.5 SS Combo	1
287C	Blackbox 800Z/540-M3 25.5 ROAR Combo	1
27002	Blackbox 800Z 2S Zero-Timing Competition ESC	1
27003	Blackbox 1000Z+ 2S Competition ESC	1
27004	Blackbox 510R Competition ESC	1
27005	Blackbox 510R Competition ESC w/PROgrammer2	1
27024	Blackbox Pro Capacitor Unit	1
27026	Blackbox 1000Z+ Fan w/Screws	1
27027	Blackbox PROgrammer2	1
27028	Blackbox 30x30x7mm Fan w/screws	1
27029	Blackbox Pro Modified Capacitor Unit	1
27030	Blackbox ESC/Programmer2 Connection Wire	1
27031	Blackbox 30x30x10mm Fan w/screws	1

**:: Reedy Accessories**

643	Low Profile Bullet Plug 4mm x 14mm (2)	1
644	Low Profile Bullet Plug 4mm x 14mm (10)	1
645	Low Profile Bullet Plug 5mm x 14mm (2)	1
646	Low Profile Bullet Plug 5mm x 14mm (10)	1
647	Silicone Wire 12AWG-Black (1m)	1
648	Silicone Wire 14AWG-Black (1m)	1
649	Silicone Wire 16AWG-Black (1m)	1
650	Shrink Tubing - 15pcs 4.5mm x 20mm	1
654	4.0mm Bullet Plugs (2M, 2F)	1
655	4.0mm Bullet Plugs (2M, 10F)	1
656	4.0mm Bullet Plugs (10F)	1
658	4.0mm Bullet Plugs (10M)	1
659	4.0mm Bullet Plugs (30M)	1
747	Silicone Wire 12AWG-Black (30m)	1
748	Silicone Wire 14AWG-Black (30m)	1
749	Silicone Wire 16AWG-Black (30m)	1
790	Silicone Wire 13AWG-Black (1m)	1
791	Silicone Wire 13AWG-Black (30m)	1
792	Low Profile Caged Bullet Plug 4mm x 14mm (2)	1
793	Low Profile Caged Bullet Plug 4mm x 14mm (10)	1
794	Low Profile Caged Bullet Plug 5mm x 14mm (2)	1
795	Low Profile Caged Bullet Plug 5mm x 14mm (10)	1
27304	LiPo Battery Weight Set / Shorty (1x 22g, 1x 36G)	1

**:: XP Electronics**

29166	XP DS1313 Digital Servo	1
29167	XP DS1015 Digital Servo	1
29210	Gear Set, DS1015	1
29211	Servo Case, DS1313/DS1015	1
29212	Accessory Pack, DS1313/DS1015	1

**:: MyLaps Transponders**

MLP10R078	MyLaps Hybrid (2-wire) Transponder	1
MLP10R120	MyLaps RC4 (3-wire) Transponder	1
MLP40R222	MyLaps Transponder Holder	1

**:: Tools**

1111	FT Turnbuckle Wrench	1
1113	12mm Big Bore Shock Tool	1
1114	FT Dual Turnbuckle Wrench	1
1449	FT Off Road Ride Height Gauge	1
1519	FT Hex/Nut Driver Tool Set, 5pc.	1
1541	FT Hex Driver Set, (7 pcs)	1
1545	FT 5/64" Blue Hex Driver	1
1546	FT 3/32" Gold Hex Driver	1
1554	FT Silver Spring Hook Tool	1
1567	FT 8mm Gold Nut Driver	1
1568	Factory Team 5.5mm Short Nut Driver	1
1569	Factory Team 7mm Nut Driver, T-Handle	1
1570	Factory Team 7.0mm Short Nut Driver	1
1590	FT 3/32" Gold Ball Hex Driver	1
1592	FT Ball Hex Driver Set, (3 pcs)	1
1655	FT 8-Piece 1/4" Hex Drive Set	1
1656	FT 1/4" Hex Drive Handle, without tips	1
1657	FT 1/4" Hex Drive .050" Tip	1
1658	FT 1/4" Hex Drive 1/16" Tip	1
1659	FT 1/4" Hex Drive 5/64" - 2.0mm Tip	1
1660	FT 1/4" Hex Drive 3/32" Tip	1
1661	FT 1/4" Hex Drive 1.5mm Tip	1
1662	FT 1/4" Hex Drive 2.5mm Tip	1
1663	FT 1/4" Hex Drive 3/16" Nut Driver Tip	1
1664	FT 1/4" Hex Drive 1/4" Nut Driver Tip	1
1665	FT 1/4" Hex Drive 11/32" Nut Driver Tip	1
1666	FT 1/4" Hex Drive 5.5mm Nut Driver Tip	1
1667	FT 1/4" Hex Drive 7.0mm Nut Driver Tip	1
1668	FT 1/4" Hex Drive 8.0mm Nut Driver Tip	1
1669	FT 1/4" Hex Drive 5/64" - 2.0mm Ball End Tip	1
1670	FT 1/4" Hex Drive 3/32" Ball End Tip	1
1671	FT 1/4" Hex Drive Standard Screwdriver Tip	1
1672	FT 1/4" Hex Drive Phillips Screwdriver Tip	1
1673	FT 1/4" Hex Drive 2.5mm Ball End Tip	1
1674	FT 1/4" 5 Piece Power Tool Tips Set (5/64"-2.0mm, 1.5mm, 2.5mm, 5/64"- 2.0mm ball, 2.5mm ball)	1
1675	FT Shock Shaft Pliers	1
1719	FT Camber + Track Width Tool	1
1737	FT Body Scissors	1
3718	12 Inch Nylon Wire Ties	12
3719	6 Inch Nylon Wire Ties	12
3720	8 Inch Nylon Wire Ties	12
3987	Composite Droop Gauge	1
6429	Shock Building Tool	1
6956	Molded Tools, Set	1
7709	4 Inch Nylon Wire Ties	12

**:: Lubes & Adhesives / Decals / Misc.**

1105	FT Green Slime Shock Lube	1
1596	FT Locking Adhesive	1
1597	FT Tire Adhesive, medium	1
6588	Black Grease - 4cc	1
6591	S.Diff Lube - 4cc	1
6636	Silicone Grease - 4cc	1
6727	Servo Tape	2
726	Reedy 2016 Sticker Set	1
3834	AE Blue Embossed Logo Sticker	2
3840	2016 Team Associated Decal Sheet	1
9787	FT Chassis Protective Sheet	1

**:: Apparel / Promotional**

SP11	2016 Worlds T-shirt, blue, (S, M, L, XL-5XL)	1
SP12	2016 Worlds T-shirt, black, (S, M, L, XL-5XL)	1
SP13**	AE Lite Jacket - Black - (S, M, L, XL, 2XL)	1
SP14**	AE 2015 Worlds T-Shirt - Blue (S, M, L, XL-5XL)	1
SP15**	AE 2015 Worlds T-Shirt - Black (S, M, L, XL-5XL)	1
SP17**	AE INT'L T-Shirt - Black (S, M, L, XL-5XL)	1
SP18**	AE INT'L T-Shirt - White (S, M, L, XL-5XL)	1
SP19**	AE INT'L Hoodie - Black (S, M, L, XL-3XL)	1
SP20	AE Patch Trucker Hat	1
SP23**	AE Splash T-shirt - Black (S, M, L, XL-5XL)	1
SP24**	AE Splash T-shirt - Blue (S, M, L, XL-5XL)	1
SP29	Team Associated Countertop / Setup Mat	1
SP30	Team Associated Pit Mat	1
SP31	Reedy Countertop / Setup Mat	1
SP38	Reedy Trucker Hat	1
SP71**	AE Winter Jacket - Black (S, M, L, XL, 2XL)	1
SP112*	Reedy Medallion T-Shirt - Black (S, M, L, XL-3XL)	1
SP421S	AE 2012 Hat, Black, Flat Bill, S/M	1
SP421L	AE 2012 Hat, Black, Flat Bill, L/XL	1
SP422S	AE 2012 Hat, Black, Curved Bill, S/M	1
SP422L	AE 2012 Hat, Black, Curved Bill, L/XL	1
SP423S	AE 2012 Hat, White, Flat Bill, S/M	1
SP423L	AE 2012 Hat, White, Flat Bill, L/XL	1
SP424S	AE 2012 Hat, White, Curved Bill, S/M	1
SP424L	AE 2012 Hat, White, Curved Bill, L/XL	1
SP425	FT Fluid Carrier	1
715	Reedy 2009 Track Banner	1
110684	Team Associated Track Banner	1
110685	Team Associated Cloth Banner	1
110686	Reedy Circuit Cloth Banner	1
29269	KICKER KPw Wireless Speaker System, (black)	1
29270	KICKER KPw Wireless Speaker System, (white)	1

\*\* Use part number plus the desired size when ordering!

**:: Contact Information**

Check out the following web sites for all of our electric kits, current products, new releases, setup help, tips, and racing info!

Associated Electrics, Inc.  
26021 Commercentre Drive  
Lake Forest, CA 92630-8853 USA  
<http://www.TeamAssociated.com>  
<http://www.RC10.com>  
[http://twitter/Team Associated](http://twitter/TeamAssociated)  
<http://bit.ly/AEonFacebook>

call: (949) 544-7500  
fax: (949) 544-7501

## Front Suspension:

**Ride Height:** 19mm

**Camber:** -1°

**Anti-Roll Bar:** 1.2 - Green

**Wheelbase Shim:** Rear

**Wheel Hex:** Kit

**Caster Block:**  
 7°  10°  13°

**Axle Height:**  
 +3   
 +2   
 +1   
 0

**Bump Steer Spacing:** 1mm

**Ball Stud Spacing:** 0mm

**Steering Plate:** Kit

**Ball Stud Spacing:** 1mm

**Notes:**

---



---



---



---



---

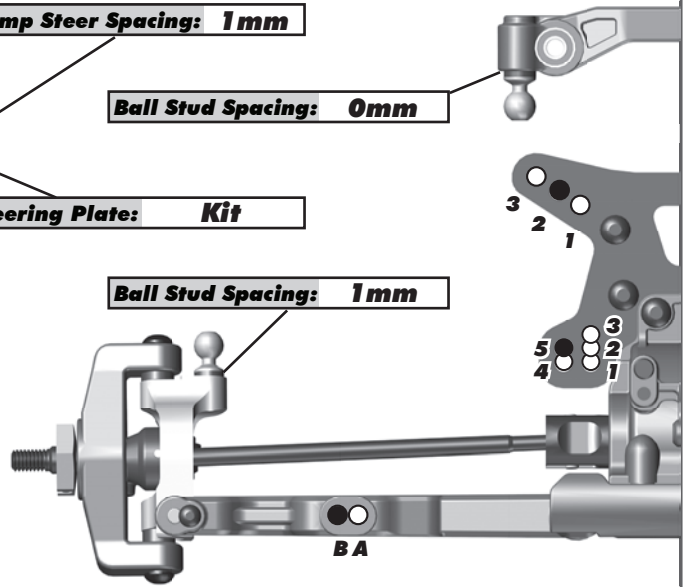


---

**Arm Mount A:**  
 LRC  HRC  1°  0.5°



**Arm Mount B:**  
 LRC  HRC  1°  0.5°



## Rear Suspension:

**Ride Height:** 19mm

**Camber:** -1°

**Anti-Roll Bar:** 1.5mm - Blue

**Wheelbase Shim:** Rear

**Hub Spacing:**  
 Forward  Middle  Back

**Gearbox Shim:** Yes  No

**Wheel Hex:** 5mm

**Arm Mount C:**  
 LRC  HRC  1°  0.5°



**Arm Mount D:**  
 LRC  HRC  1°  0.5°

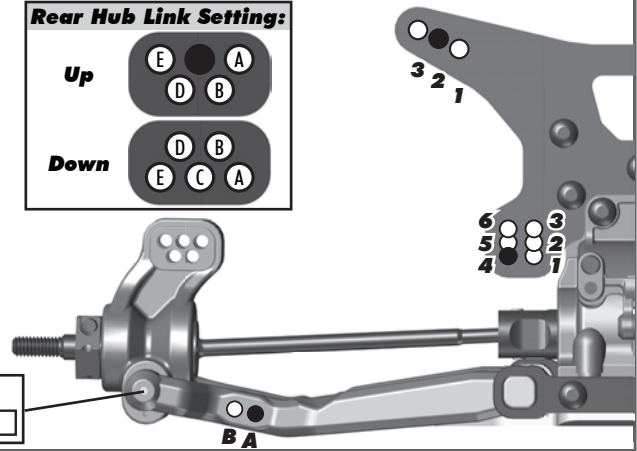


**Rear Hub Link Setting:**

**Up**  
 E ● A  
 D ● B

**Down**  
 D ● B  
 E ● A

**Hub Insert:**  
 +3  +2  +1  0



## Electronics:

**Radio:** \_\_\_\_\_ **Servo:** \_\_\_\_\_

**EPA:** Throttle: % Brake: %

**ESC:** \_\_\_\_\_

**ESC Settings:** \_\_\_\_\_

**Motor:** \_\_\_\_\_

**Wind:** \_\_\_\_\_ **Timing:** \_\_\_\_\_

**Pinion:** \_\_\_\_\_ **Spur:** 81T

**Battery:** \_\_\_\_\_

**Battery Position:** Middle

## Differential:

**Front Fluid:** 10k

**Gears:** Plastic  Metal

**Center Fluid:** 100k

**Gears:** Plastic  Metal

**Rear Fluid:** 10k

**Gears:** Plastic  Metal


**Slipper Clutch:**

**Type:** N/A

**# of Pads:** N/A

## Shocks:

	Front	Rear
<b>Piston:</b>	2x1.6	2x1.7
<b>Fluid:</b>	37.5wt	30wt
<b>Spring:</b>	Yellow	Green
<b>Limiters:</b>	2	0
<b>Stroke:</b>	21mm	27.5mm
<b>Eyelet Length:</b>	Long	Short
<b>Cup Offset:</b>	5mm	0mm
<b>Notes:</b>		



## Track Info:

**Size:** Small  Medium  Large  Extra Large

**Surface:** Dirt  Carpet  AstroTurf  Multi Surface

**Traction:** Low  Medium  High  Very High

**Moisture:** Dry  Damp  Wet

**Condition:** Indoor  Outdoor  Dusty  Hard Packed   
 Bumpy  Grooved  Smooth  Loamy

**Temperature:** Ambient: \_\_\_\_\_ Track: \_\_\_\_\_

**Notes:**

## Tires:

**Front Tires:** \_\_\_\_\_

**Front Compound:** \_\_\_\_\_

**Front Insert:** \_\_\_\_\_

**Rear Tires:** \_\_\_\_\_

**Rear Compound:** \_\_\_\_\_

**Rear Insert:** \_\_\_\_\_

**Wheel (F/R):** \_\_\_\_\_

**Notes:**

## Body, Wing, Weight:

**Body:** Kit

**Wing:** Kit

**Wing Angle:** 0°  3°  6°

**Chassis Weights:** \_\_\_\_\_

None  Aluminum  Steel  Other

**Other Weights:** \_\_\_\_\_

**Total Vehicle Weight:** \_\_\_\_\_

## Vehicle Comments:

**Notes:**



## Front Suspension:

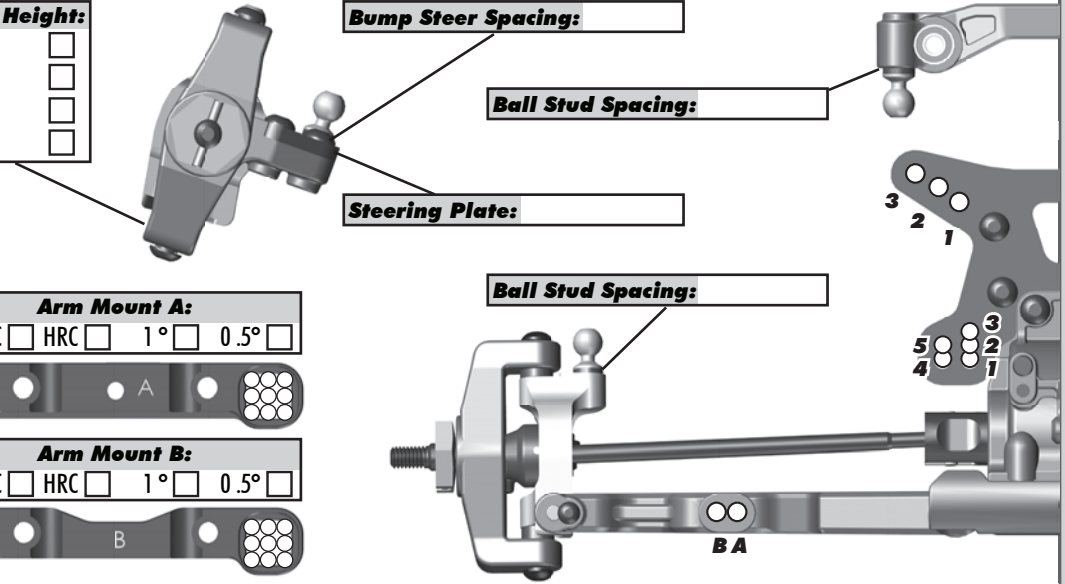
**Ride Height:** \_\_\_\_\_  
**Camber:** \_\_\_\_\_  
**Anti-Roll Bar:** \_\_\_\_\_  
**Wheelbase Shim:** \_\_\_\_\_  
**Wheel Hex:** \_\_\_\_\_  
**Caster Block:**  
 7°  10°  13°   
**Notes:**  
 \_\_\_\_\_  
 \_\_\_\_\_  
 \_\_\_\_\_  
 \_\_\_\_\_  
 \_\_\_\_\_  
 \_\_\_\_\_

**Axle Height:**  
 +3   
 +2   
 +1   
 0

**Arm Mount A:**  
 LRC  HRC  1°  0.5°



**Arm Mount B:**  
 LRC  HRC  1°  0.5°



## Rear Suspension:

**Ride Height:** \_\_\_\_\_  
**Camber:** \_\_\_\_\_  
**Anti-Roll Bar:** \_\_\_\_\_  
**Wheelbase Shim:** \_\_\_\_\_  
**Hub Spacing:**  
 Forward  Middle  Back   
**Gearbox Shim:** Yes  No   
**Wheel Hex:** \_\_\_\_\_  
**Notes:**  
 \_\_\_\_\_  
 \_\_\_\_\_  
 \_\_\_\_\_

**Arm Mount C:**  
 LRC  HRC  1°  0.5°

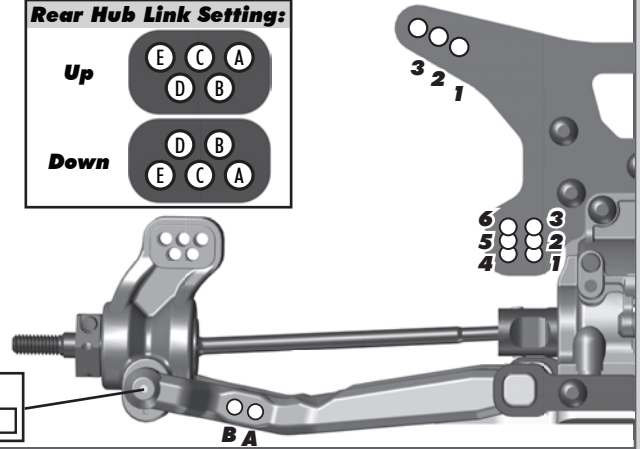


**Arm Mount D:**  
 LRC  HRC  1°  0.5°



**Hub Insert:**  
 +3  +2  +1  0

**Rear Hub Link Setting:**  
**Up**  
 E C A  
 D B  
**Down**  
 D B  
 E C A



## Electronics:

**Radio:** \_\_\_\_\_ **Servo:** \_\_\_\_\_  
**EPA:** Throttle: \_\_\_\_\_ % Brake: \_\_\_\_\_ %  
**ESC:** \_\_\_\_\_  
**ESC Settings:** \_\_\_\_\_  
**Motor:** \_\_\_\_\_  
**Wind:** \_\_\_\_\_ **Timing:** \_\_\_\_\_  
**Pinion:** \_\_\_\_\_ **Spur:** \_\_\_\_\_  
**Battery:** \_\_\_\_\_  
**Battery Position:** \_\_\_\_\_

## Differential:

**Front Fluid:** \_\_\_\_\_  
**Gears:** Plastic  Metal   
**Center Fluid:** \_\_\_\_\_  
**Gears:** Plastic  Metal   
**Rear Fluid:** \_\_\_\_\_  
**Gears:** Plastic  Metal   
**Slipper Clutch:**  
**Type:** \_\_\_\_\_  
**# of Pads:** \_\_\_\_\_

## Shocks:

	Front	Rear
<b>Piston:</b>	_____	_____
<b>Fluid:</b>	_____	_____
<b>Spring:</b>	_____	_____
<b>Limiters:</b>	_____	_____
<b>Stroke:</b>	_____	_____
<b>Eyelet Length:</b>	_____	_____
<b>Cup Offset:</b>	_____	_____
<b>Notes:</b>	_____	_____



## Track Info:

**Size:** Small  Medium  Large  Extra Large   
**Surface:** Dirt  Carpet  AstroTurf  Multi Surface   
**Traction:** Low  Medium  High  Very High   
**Moisture:** Dry  Damp  Wet   
**Condition:** Indoor  Outdoor  Dusty  Hard Packed   
 Bumpy  Grooved  Smooth  Loamy   
**Temperature:** Ambient: \_\_\_\_\_ Track: \_\_\_\_\_  
**Notes:**  
 \_\_\_\_\_

## Tires:

**Front Tires:** \_\_\_\_\_  
**Front Compound:** \_\_\_\_\_  
**Front Insert:** \_\_\_\_\_  
**Rear Tires:** \_\_\_\_\_  
**Rear Compound:** \_\_\_\_\_  
**Rear Insert:** \_\_\_\_\_  
**Wheel (F/R):** \_\_\_\_\_  
**Notes:**  
 \_\_\_\_\_

## Body, Wing, Weight:

**Body:** \_\_\_\_\_  
**Wing:** \_\_\_\_\_  
**Wing Angle:** 0°  3°  6°   
**Chassis Weights:** \_\_\_\_\_  
 None  Aluminum  Steel  Other   
**Other Weights:** \_\_\_\_\_  
**Total Vehicle Weight:** \_\_\_\_\_

## Vehicle Comments:

**Notes:**  
 \_\_\_\_\_



**Associated Electrics, Inc.  
26021 Commercentre Dr.  
Lake Forest, CA 92630 USA**

**<http://www.TeamAssociated.com>**

**<https://www.RC10.com>**

**[https://twitter/Team\\_Associated](https://twitter/Team_Associated)**

**[www.facebook.com/TeamAssociated/](http://www.facebook.com/TeamAssociated/)**

**call: (949) 544-7500 - fax: (949) 544-7501**

**Check out the following web sites for all of our kits,  
current products, new releases, setup help, tips, and racing info!  
[www.TeamAssociated.com](http://www.TeamAssociated.com) - [www.RC10.com](http://www.RC10.com)**